

**Thermo Scientific**  
Anatomical Pathology

# Products and Services

## 2014/15 Anatomical Pathology Catalog

- Histology
- Cytology
- Immunohistochemistry

**Thermo**  
SCIENTIFIC



## We know what you face

### Answers right when you need them

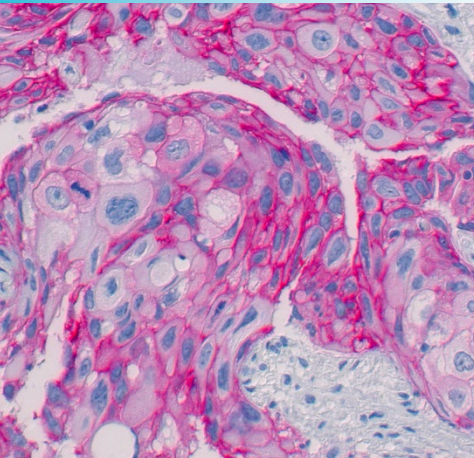
As the world leader in serving science, we know what it takes for you to run today's lean environments, and we are committed to developing innovative products that provide answers right when you need them. The Thermo Scientific™ brand includes the most complete line of anatomical pathology equipment and consumables, from specimen collection and grossing to advanced staining and coverslipping.

With a keen awareness of what it takes to run today's lean laboratory environments, we are committed to developing innovative products that answer the laboratory's toughest challenges. This innovation also comes with a commitment to the highest product quality standards. We're here to help with solutions for a more efficient, safer and productive lab environment.

Providing the best product for your laboratory is just step one. Just as important is our commitment to providing expert service. We offer a wide-ranging direct sales, distributor and customer service network that works to maintain up time and provide solutions to meet your laboratory's unique needs. Wherever you are in the world, you have access to Thermo Scientific products. Globally, we service more than 100 countries with our subsidiaries and extensive distribution partner network.

And finally, our team of application specialists will come along side of you to support the most appropriate and economical implementation of our products to meet your needs. They are highly skilled professionals who will spend the necessary time you need to optimize your systems and utilization of consumables, through training and educational programs that are tailored to your specific laboratory environment.

You can count on our comprehensive line of laboratory diagnostic products and solutions for histology and cytology for both clinical and research institutions. We're here to help with solutions for a more efficient, safer and productive lab environment and to provide answers right when you need them.



## Histology Instrumentation

Labeling and Tracking	10
Tissue Processing	16
Embedding	22
Cryotomy	26
Microtomy	38
Staining / Manual Staining	56
Coverslipping	66
Archiving and Storage	68

## Histology Consumables

Signature Series	76
Labeling and Tracking	78
Tissue Processing	92
Embedding	104
Sectioning	110
Stains	116
Coverslipping	138

## Cytology

Cytocentrifuge	144
Cytofunnels / Cytoslides	148
Cytology Consumables	153

## Immunohistochemistry

Immunohistochemistry	160
----------------------	-----

## General

Technical Product Support	4
Instrumentation Support	5
IHC Technical Support	6
Customer Service / Orders	7
Trademark Information	166





## Technical Product Support



### In-house Technical Product Support Representatives

- Structured by specific product group
  - ▶ Assures you receive the support you are looking for on the instrument you have
- Support when you need it the most by factory-trained technicians
  - ▶ Call this group for assistance, questions, or troubleshooting regarding your instrument(s)

To contact **Technical Product Support and Laboratory Applications**, see **Direct Technical Support** chart on page 5.



### Laboratory Applications Specialists

- Provide application support for Thermo Scientific Anatomical Pathology instruments and consumable products
- Department members are ASCP-certified in histology and also hold a variety of educational degrees
- Collectively have over 100 years of experience in the field of anatomical pathology and possess an overall skill set which facilitates support of our customers' varied applications
- Assist with optimizing protocols or procedures when using Thermo Scientific instruments and/or consumables
- Provide a level of troubleshooting expertise that is based upon a combination of real laboratory and industry experience

### Field Laboratory Applications Specialists

- Available for installation and comprehensive customer-site training for various laboratory equipment and related software applications
- Provides comprehensive, on-site training for various Thermo Scientific Anatomical Pathology instruments
- Collectively have over 100 years of experience in the field of anatomical pathology
- Hold a variety of educational degrees and professional certifications—including but not limited to; HT and HTL (ASCP)



## Instrumentation Service/Support

### Field Service Engineers

- Factory-trained engineers sent to your facility as soon as possible
  - ▶ National coverage through a network of Direct Field Service Technicians
- Assured support when you need it the most within your facility
  - ▶ Factory-trained engineers with deep understanding of our instrumentation dispatched to your location
- Provide confidence that your instrument will perform to your satisfaction after a repair
  - ▶ Ensures only genuine replacement parts are used to repair your instrument

Our instruments come with a comprehensive parts and labor warranty (1 full year for a new instrument); the primary objective is to provide you with a quality instrument.

Our warranty is tied directly to assuring your new instrument is fully-covered and performs to your satisfaction.

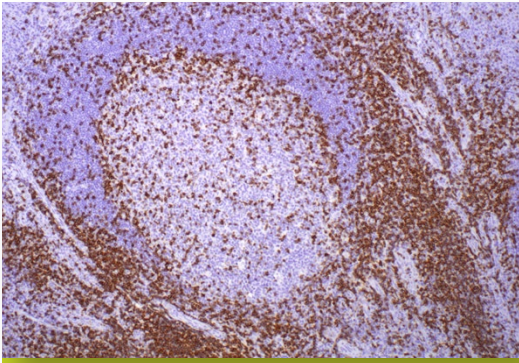
### In-House Instrumentation Repair Technicians

- Assurance of additional support when you need it the most.
  - ▶ Factory-trained technicians with deep understanding of our instrumentation are available as needed
- Offering depot repair facilities for in-depth instrument repairs
  - ▶ The goal is to assure your instrument is serviced completely when shipped to our Depot

### Direct Technical Support

Direct Technical Support	<b>(800) 522-7270 – Option 2</b>
Technical Phone Support by Product Group	<p><b>Secondary Phone Options:</b></p> <ul style="list-style-type: none"> <li>- <b>Option 1</b> Tissue Processing<sup>†</sup>, Embedding Centers, Dispensers</li> <li>- <b>Option 2</b> Microtomes, Cryostats, Waterbaths, Cytospins</li> <li>- <b>Option 3</b> Labeling and Verification, Coverslippers, Section Dryers, Stainers, Hotplates</li> <li>- <b>Option 4</b> Software Support for Labeling and Tracking Equipment</li> <li>- <b>Option 5</b> Mortuary and Autopsy Equipment</li> <li>- <b>Option 6</b> Consumable and Instrumentation Applications</li> <li>- <b>Option 7</b> Immunohistochemistry Applications</li> </ul>
Hours of Operation, Excluding US Holidays:	<b>Monday through Friday, 8 a.m. – 5 p.m. EST</b>
Immunohistochemistry Hours of Operation:	<b>Monday through Friday, 8 a.m. – 8 p.m. EST</b>

*<sup>†</sup>We offer on-call support after hours for technical emergencies that involve tissue at risk.*



## Immunohistochemistry (IHC) Technical Support

### Laboratory Applications Specialists - IHC

- A dedicated team of professionals on staff to assist with IHC-related inquiries
- Provide effective troubleshooting and timely issue resolution for Thermo Scientific IHC instrumentation and consumable products
- Assist with selection of antibodies, detection systems and protocol optimization
- Provide high-level support based upon access to specific product history records, including QC data and pathologist reviews
- Supported by a team of pathologists, IHC experts, Field Applications Specialists and Field Service Engineers

#### Please call our IHC Applications Specialists for:

- IHC reagent troubleshooting and technical tips
- Autostainer troubleshooting, preventative maintenance and service requests
- IHC protocol assistance
- Technical product information

### Contact IHC Technical Support

To contact the IHC Technical Support:	<b>(800) 522-7270 – Option 2, Option 7</b>
Fax your inquires:	<b>(510) 979-5489</b>
Email:	<b>lab.reagents@thermofisher.com</b>
Hours of Operation, Excluding Holidays:	<b>8:00 a.m. – 5:00 p.m. PST</b> <i>(extended support from Kalamazoo, MI to East Coast customers starting at 8am EST)</i>



## Customer Service / Order Placement

### Order Placement and Product Inquiries

We know how busy you are, that your time is valuable and that you want to do business with a partner you can rely on. When you call into our Customer Care Service Department, your call will be answered by a live person in seconds: world-class response by highly trained Customer Care Service Representatives who care about your business!

Our team services the following Thermo Scientific™ Anatomical Pathology products:

- ▶ Richard-Allan Scientific™
- ▶ Shandon™
- ▶ Microm™
- ▶ R.A. Lamb™
- ▶ IHC LabVision™

#### Do you have frequent, large volume orders?

Electronic Data Interface or EDI is available for qualifying clients. Please ask your Customer Care Service Representative for more information.

#### Do you have items that you order the same quantity of on a weekly or monthly basis?

Standing orders are easy to set up and save you time. Ask your Customer Care professional today!

Fax orders are entered into our ordering system within eight business hours of receipt. For order accuracy and improved billing, please validate your purchase order for:

- ▶ Accurate “ship to” and “bill to” addresses
- ▶ Your contact information, including fax and phone
- ▶ Special shipping and handling instructions
- ▶ Auto confirmation through email
- ▶ Payment terms of Net 30
- ▶ Vendor information:

**Richard-Allan Scientific, Subsidiary of Thermo Fisher Scientific  
Kalamazoo, MI 49008**

**“... highly trained Customer Care Service Representatives who care about **YOUR** business!”**

### Contact Customer Care

Call-in Orders and Order Status:	<b>(800) 522-7270</b> <i>Option 1</i>
Hours of Operation, Excluding US Holidays:	<b>Monday through Friday, 8 a.m. – 6 p.m. EST</b>
Faxing Your Purchase Order?	<b>Toll Free fax: (877) 815-2608</b>

# Workflow Solutions

## GROSSING



### Thermo Scientific™ GrossLab™ Senior Pathology Workstation

Superior quality, value packed pathology workstations

## CRYOTOMY



### Thermo Scientific™ CryoStar™ NX70 Cryostat with Cold Disinfection

Fast, safe and complete protection for users throughout the day


## TISSUE PROCESSING



### Thermo Scientific™ Excelsior™ AS Tissue Processor


Improving processing quality while accelerating results

## TISSUE EMBEDDING



### Thermo Scientific™ HistoStar™ Embedding Center

Ergonomic, high-capacity workstation with LED illumination



## LABELING & TRACKING



### Thermo Scientific™ PrintMate™ AS On-Demand Cassette Printer

Meeting the needs of Lean workflow and error reduction within your laboratory

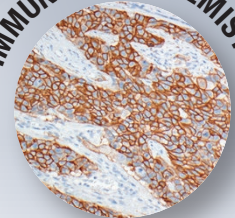
## HISTOLOGY CONSUMABLES



### Thermo Scientific Histology Consumables

Full range of technically advanced histology consumables

## IMMUNOHISTOCHEMISTRY




### Thermo Scientific Autostainer 360 and PT Module

Open and affordable IHC solution for high-quality IHC performance



## MICROTOMY



### Thermo Scientific HM 355S Microtome

Providing safety, comfort and precision cutting

## LABELING & TRACKING



### Thermo Scientific™ SlideMate™ AS On-Demand Slide Printer

Reducing patient identification errors while enhancing Lean workflow

## STAINING



### Thermo Scientific Gemini AS Slide Stainer


Perform multiple staining protocols simultaneously

## COVERSLIPPING




### Thermo Scientific™ ClearVue™ Coverslipper

Intelligent, automated coverslipping for a perfectly Lean workflow



## ARCHIVING & STORAGE



### Thermo Scientific Blockstore and Slide Filing Cabinets

High-quality steel cabinets for every storage requirement

# Accuracy Made Easy

Improving patient safety through lean workflow



## Lean your workflow and reduce errors within the laboratory

Eliminate waste and streamline your labeling process by printing cassettes on-demand with the Thermo Scientific PrintMate™ AS Cassette Printer at the grossing station.

- Save time – prints each cassette in ten seconds or less
- Compact footprint allows the printer to fit easily next to the grossing station
- Print only the cassettes you need, right at the point of use
- Print barcodes on cassettes to allow for automated downstream processes
- Eliminate error-filled handwriting processes



*PrintMate Cassette Printer shown with optional automated collection system*



*Cassettes are printed on-demand during grossing*

## All of the information you need is right where you want it

Maximize your efficiency. Printing 2D data matrix barcodes on cassettes allows for the automation of sample identification in downstream processes.

- Barcodes printed on cassettes provide a seamless link to LIS records with complete case identification information
- Barcodes can be scanned at the microtome to automate slide printing



## Thermo Scientific SlideMate AS On-Demand Slide Printer

The SlideMate AS is the next-generation Thermo Scientific slide printer. Its space-saving form factor is a perfect fit next to the microtome. The SlideMate AS promotes single-piece workflow through unique features designed specifically for on-demand printing.

- Fully integrated color touch screen and simple software are easy to use
- Built-in barcode scanner reads cassette information and imports the data to the slide label
- Connects easily to other computers or Laboratory Information Systems
- Prints directly onto the slide, eliminating the need for handwritten labels



Barcodes can be scanned at the microtome to automate slide printing.

*Slides are printed on-demand during sectioning at the microtome*

# Thermo Scientific PrintMate AS Cassette Printer

## Flexible cassette printing for any size laboratory

The Thermo Scientific™ PrintMate™ AS Cassette Printer meets the needs of Lean workflow and error reduction within your laboratory.

- Print cassettes in ten seconds or less
- High-quality print means that every cassette is clearly marked with easy-to-read, permanent black type – 300 dpi print is perfect for printing 2D barcodes; enhanced accuracy of specimen identification and sample integrity contributes to improved patient care
- Small footprint fits easily into any workflow pattern – the small size of the PrintMate AS Cassette Printer allows it to fit easily next to the grossing area, providing greater flexibility in determining the optimal workflow solution for your laboratory
- PrintMate AS Cassette Printer can be used as an on-demand or batch printer in any size laboratory
- Optional dual-track collection system collects up to 100 cassettes in organizer trays – the trays are easily stacked and simplify matching cassettes to specimen containers at the grossing station
- Dispense system is able to reliably dispense a wide range of standard cassettes year after year without jamming or misfeeding
- PrintMate AS Cassette Printer allows the use of a wide variety of Thermo Scientific cassettes

## Thermo Scientific™ LabWriter™ Software offers print-on-demand capabilities

- Prints large batches or single cassettes using standard or custom numbering configurations
- Software can use barcodes from a requisition form or specimen container to automatically print cassettes, reducing errors caused by manual data entry
- Preview window lets you see what is about to be printed
- Can provide records of print jobs to help manage your staff and workflow

## Regulatory requirements

As requirements for cassette labeling change, the PrintMate AS Cassette Printer can continue to uniquely identify specimens to comply with new regulations and maintain your laboratory accreditation.



## Connectivity – uses all current interfaces

- Compatible with existing LIS interfaces to legacy Thermo Scientific printers

## Physical specifications

Dimensions for PrintMate AS 900 without cassette tubes  
(D x W x H): 15 x 17 x 11.4" (38 x 43.5 x 29 cm)  
Weight: 31lbs (14 kg) without tubes

Dimensions for PrintMate AS 900 with cassette tubes  
(D x W x H): 15 x 17 x 32", (38 x 43.5 x 81 cm)  
Weight: 37.5 lbs (17 kg) without tubes

Power Requirements: 110-240 V, 50/60 Hz

## Printing Specifications

Input Cassette Capacity: PrintMate AS 150, 150 cassettes;  
PrintMate AS 450, 450 cassettes; PrintMate AS 900, 900 cassettes

Printing Media: Black thermal transfer ribbon

Printing Media Capacity: 1 roll = 20,000 cassettes (approximately)

Printing Speed: Approximately 10 seconds per cassette

## Connectivity

USB



Dispense system for reliable dispensing of cassettes



Thermo Scientific PrintMate AS with collection system

For cassettes in tubes see page 78



Description	Order number
PrintMate AS 150 Cassette Printer	A83800001
PrintMate AS 450 Cassette Printer	A83800002
PrintMate AS 900 Cassette Printer	A83800003
Includes PrintMate AS, USB cable, power cable, 2, 6 or 12 cassette hoppers, one roll of tape (installed), Thermo Scientific™ LabWriter™ software CD, operator guide, all-in-one PC, digital imager	
PrintMate AS 150 Cassette Printing System	A83800004
PrintMate AS 450 Cassette Printing System	A83800005
PrintMate AS 900 Cassette Printing System	A83800006
Includes PrintMate AS, USB cable, power cable, 2, 6 or 12 cassette hoppers, one roll of tape (installed), Thermo Scientific™ LabWriter™ software CD, operator guide, all-in-one PC, digital imager	



Range of Thermo Scientific cassettes available in tubes

Accessories	Order Number
Collection system (includes cable, 4 trays for cassettes, output guides)	A79510014
Collection trays (box of 4)	A79510022
Thermal transfer ribbon, box of 5 rolls	A79510013
All-in-one touch screen PC	B81300033
Digital imager (linear/2D barcode reader)	B35310050
Cassette hopper (ea)	A79510024

## Thermo Scientific SlideMate AS Slide Printer

### Bringing on-demand slide printing to the Microtome

The Thermo Scientific™ SlideMate™ AS Slide Printer reduces patient identification errors while enhancing Lean workflow.

- Small footprint fits easily next to the microtome or Cytology slide processor
- Fully integrated color touch screen and easy-to-use software
- Built-in barcode scanner reads cassette information and imports data to the slide label
- Connects easily to other computers or Laboratory Information Systems
- On-demand slide printing reduces errors and improves productivity
- Prints directly onto the slide, eliminating the need for labels or handwriting
- High-quality printing of text, numbers and barcodes (linear and 2D)
- Flexible data input methods allow easy integration into the laboratory workflow
- Chemical resistant media ensures print durability
- Scan barcoded cassettes to immediately print slides for a single case

### Physical Specifications

Dimensions: (D x W x H): 9.1 x 4.8 x 11.5" (230 x 122 x 290 mm)

Weight: 9.5 lbs / 4 kg

Power Requirements: Universal 100 – 240 VAC, 50 – 60 Hz, 1.2A Max.

### Printing Specifications

Input Slide Capacity: 150 slides (internal dispense hopper)

Output Slide Capacity: 10 slides (FIFO collection tray)

Printing Media: Black thermal transfer ribbon (25 mm wide)

Printing Media Capacity: 1 roll = 12,000 slides (approximately)

Printing Speed: 5 seconds per slide

Slide Type: 1 x 3" or 25 x 75 x 1 mm with Superfrost or Colorfrost end (maximum allowable – 76 x 26 x 1 mm)

### Connectivity

Ethernet, Wi-Fi, Bluetooth, USB (2)



Printing using the SlideMate AS is easy as...




1. Scan the cassette



2. Place the slide into the printer or use the slide delivery system



3. Pick up printed slide on the way to the waterbath



Thermo Scientific range of compatible slides

Accessories	Order Number
Thermal Transfer Ribbon	A83910001
Slide Delivery System	A83910002
Spare Slide Hopper for Slide Delivery System	A83920016
Gateway Software	A83910005
Printer Manager	A83910006

### For best results, we recommend the following Thermo Scientific SlideMate-Compatible slides

- Thermo Scientific™ Superfrost™ Slides
- Thermo Scientific Superfrost Plus Slides
- Thermo Scientific™ Colorfrost™ Slides
- Thermo Scientific™ Colorfrost Plus™ Slides
- Thermo Scientific™ Polysine™ Slides
- Thermo Scientific™ Bond-Rite™ Slides
- Thermo Scientific Excel Slides

Description	Order Number
SlideMate AS Basic Printer <i>SlideMate AS basic printer with color touch screen, two USB ports, one ethernet port, bluetooth, power cord and simple software to print externally generated slide label from an image file</i>	<b>A83900001</b>
SlideMate AS Basic Printing System <i>SlideMate AS basic printer with slide delivery system, color touch screen, two USB ports, one ethernet port, bluetooth, power cord and simple software to print externally generated slide label from an image file</i>	<b>A83900002</b>
SlideMate AS On-Demand Printer <i>SlideMate AS on-demand printer with color touch-screen, built-in scanner, two USB ports, one ethernet port, WI-FI, bluetooth, power cord and advanced software enabling label creation, special panel printing and import from LIS</i>	<b>A83900004</b>
SlideMate AS On-Demand Printing System <i>SlideMate AS on-demand printer with slide delivery system, color touch-screen, built-in scanner, two USB ports, one ethernet port, WI-FI, bluetooth, power cord and advanced software enabling label creation, special panel printing and import from LIS</i>	<b>A83900005</b>

For SlideMate AS Slide Printer approved slide order numbers, see page 86



# Ultimate flexibility

Rapid biopsy and  
overnight processing





Thermo  
SCIENTIFIC

# Ultimate efficiency

Alcohol concentration and direct measurement saves up to 75% of reagent usage.

With its unique reagent management system, the Thermo Scientific™ Excelsior™ AS provides the lowest cost of ownership while ensuring processing of the highest quality.

Single-bottle replacement and the new disposable wax drawer allow for low operator maintenance time.



*Touch screen user interface and enhanced software*



*Easy-fill wax chute*



*Disposable waste wax tray*

Turn the page to  
find out more ...



# Thermo Scientific Excelsior AS Tissue Processor

## Walk-away tissue processing with enhanced tissue quality and lowest cost of ownership

The Thermo Scientific Excelsior AS Tissue Processor provides exceptional tissue quality with minimal user interaction. You get the superb tissue quality and proven reagent savings, plus a safer, more efficient working environment.

### Enhanced tissue quality

- Cassette baskets are gently rotated inside the circular chamber, providing more effective agitation than an impeller
- Reagents can be preheated to up to 35 °C, minimizing tissue shock and facilitating reagent penetration
- Baskets can be used for microwave secondary fixation

### Significant reagent cost savings

- By directly measuring the alcohol quality during every run, reagents can be replaced when completely exhausted, reducing waste
- Automatic reagent rotation further extends reagent life using a proven system
- Direct quality measurement and automatic rotation together can lead to reagent savings of 75% or more

### Efficient Lean workflow increases productivity

- Reduce maintenance time by replacing one bottle of each reagent rather than all of them
- New reagents are drawn directly into the processor from the supplier's bottles – no pouring – no mess – no fumes
- Run rapid biopsies during the day and conventional programs overnight

### Safe for the tissue – safe for the operator

- When the chamber is opened, a downdraft fan pulls fumes through a filter to protect users from chemical exposure
- Fumes from the cabinet are extracted through filters to protect users from alcohol, xylene and formaldehyde
- Remove waste paraffin by simply discarding a plastic tray—no paraffin spillage and burns
- Power outages are no longer a concern – the Excelsior AS Tissue Processor keeps your tissue safe with battery backup
- Compatible with IPA xylene-free processes as well as conventional reagents

### So simple to learn and operate

- The all-new touch screen interface is intuitive and easy to learn
- With intelligent software, it is easier to avoid mistakes that affect tissue quality

### Engineered for reliability and peace of mind

- The Excelsior AS Tissue Processor contains engineering enhancements, based on more than ten years service of the previous model, for the ultimate in reliability



### Physical Specifications

Dimensions: (D x W x H): 23 x 28 x 54" (58 x 71 x 137 cm)

Weight: 363 lbs / 165 kg

Power Requirements: 100-240 Vac; 50/60 Hz;  
1300 VA (maximum); 300 VA (typical)



Disposable waste wax tray

**Includes†**

Organized basket (six segments) to process up to 222 cassettes. Random basket to process up to 300 cassettes, two Random basket dividers, universal basket lid, two formaldehyde filters, charcoal filter, water flush bottle, two 5 L reagent bottles, five disposable waste wax trays, operator guide, service record book, laminated quick reference cards, spatula, 19 mm A/F spanner wrench.

† Contents, packaging and quantities of inclusions are subject to change without notice.

**Certifications and Compliance**

Designed to meet IEC 61010, CSA, UL and CE Mark (IVDD compliant)



Full-color touch screen user interface

**Thermo Scientific Paraffin**

We offer a wide range of paraffin types to suit all histological applications. Rapid infiltration, extra-thin sections and hard/fibrous tissue applications are all accommodated. Many of our paraffin types are available in bag sizes to fit the new Excelsior AS wax tray system, making wax exchange even simpler than ever. Consult the Consumables section of this catalog for information about our full range of paraffin products.

Description	Order Number
Excelsior AS	A82300001

Accessories	Order Number
Excelsior filter kit; 2 formaldehyde (potassium permanganate) filters and 1 charcoal filter	B99906KIT
Formaldehyde (potassium permanganate) filter, 6/pk.	B9990612CS
Charcoal filter, 6/pk.	7411258
Service manual	A78410101
Plastic basket- carrying container, 4 L	B35210007
Reagent bottles (front cabinet), 5 L, 6/pk.	A78410026
Downdraft extraction duct adapter kit	A78410023
Main air system duct adapter kit	A78410024

Wax Accessories	Order Number
Paraffin w/drawer kit, Histoplast PE	8330K
Paraffin w/drawer kit, Histoplast LP	8332K
Paraffin w/drawer kit, Type 1	8334K
Paraffin w/drawer kit, Type 3	8335K
Paraffin w/drawer kit, Type 6	8336K
Paraffin w/drawer kit, Type 9	8337K
Paraffin w/drawer kit, Precision Cut	B1002490K
Paraffin w/ drawer kit, Shandon Histoplast	6774006K
Waste wax tray, 5/cs	8300

For paraffins see page 104  
 For processing reagents see page 100



## Thermo Scientific Netmon Service

Remote monitoring system for peace of mind - all of the time

### Thermo Scientific™ Netmon™ Service

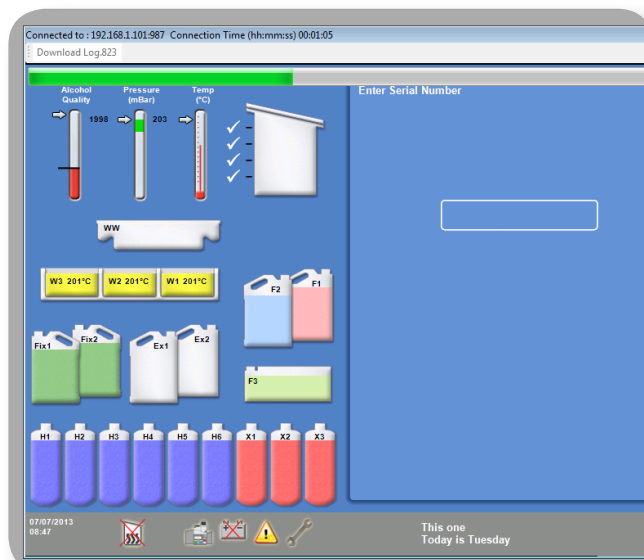
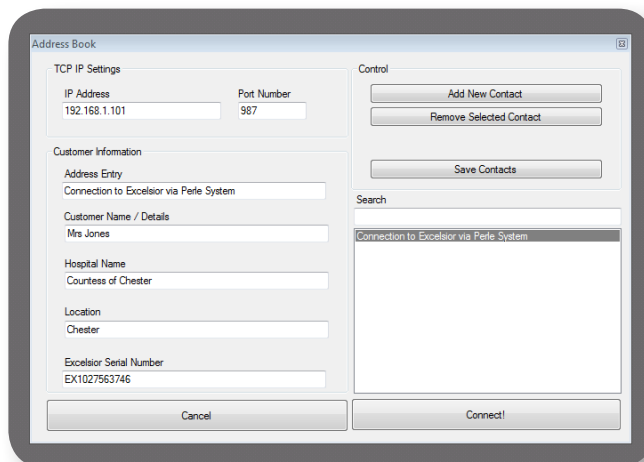
Service directly connects the tissue processor in a customer's laboratory to the Thermo Scientific Service Support Center, providing high-value support services to the user in a real-time manner.

#### Netmon Service includes:

- Rapid on-line diagnosis and resolution of system problems
- Escalation to service call, if required, with dispatch of needed spare parts
- On-line technical support to resolve operational issues

#### Ordering Information

Please contact your local Sales Representative for information about other Netmon capabilities and complete ordering information.



## Thermo Scientific STP 120 Spin Tissue Processor

### Compact, benchtop carousel tissue processor

The Thermo Scientific™ STP 120 is designed to process biological specimens from chemical fixation to wax infiltration. Unique design uses programmable, gentle centrifugal force to augment the normal vertical agitation process associated with carousel processors.

#### Features

- Immediate and delayed-start processing modes
- Spin speed programmable from 0, 60 or 70 RPM
- Programmable immersion time in each station (from 1 minute to 99 hours and 59 minutes)
- Basket capacity of 120 cassettes
- Battery back-up system in case of power failure

#### Performance

- Reagent vessel covers and charcoal-enhanced ventilation help control processing vapors
- Microprocessor unit can maintain up to ten processing programs
- Cassette baskets spin counterclockwise and clockwise within reagent container to improve processing
- Reagent carryover is reduced through centrifugal spinning of basket above reagent vessel; 1.8 liter reagent volume for each vessel

#### Ordering Information

Choose from two instrument versions: ten reagent vessels and two wax baths for single basket operation (120 cassette capacity), or nine reagent vessels and three wax baths for double basket operation (240 cassette capacity).



#### Physical Specifications

Diameter: 33.5" (85 cm)

Height: 19.6" opening to 27.5"  
(50 cm opening to 70 cm)

Weight: 154 lbs / 70 kg

Power Requirements: 100-240 V, 50-60 Hz

#### Includes

Basic instrument, reagent vessels, wax baths, processing basket(s), two charcoal filters and instruction manual.

Description	Order Number
With two wax baths and processing basket	813150
With three wax baths and two processing baskets	813160

For paraffins see page 104

For processing reagents see page 100



# Thermo Scientific HistoStar Embedding Center

With its cool, contoured surfaces and innovative new features, the Thermo Scientific™ HistoStar™ Embedding Center delivers real improvements in user comfort and productivity.



- Cool and contoured – All user contact points are smooth and insulated providing a cool and comfortable workspace. The casework has been precision sculpted to avoid pressure points and uncomfortable heated areas.
- Well lit and clutter free – Cool LED lighting (pat. pending) provides specimen illumination, at five user-selectable intensities, without the clutter of awkward remote lighting. A low-profile dispense head further enhances specimen visibility.
- High capacity – With its large-capacity tissue storage tank the HistoStar is capable of accepting baskets from any tissue processor. The five-liter paraffin reservoir and large area cold plate have been designed for maximum productivity in the busiest of laboratories.
- Any sample size handled with ease. A simple adjustment moves the dispensing paddle to accommodate the samples you are working with. Even Thermo Scientific™ Super Mega™ Cassettes can be embedded with ease. Two different nozzle lengths allow for adaptation to personal convenience.
- Intuitive interface – Large easy to read touch screen display allows quick access to the precise temperature controls and other parameters. Programmable “sleep” mode saves energy and accommodates user workflow.
- Full accessory range – Optimize your Thermo Scientific HistoStar embedding system with a wide range of tools and accessories; including: tamping tools, heated forceps, magnifier, foot pedal and document holder.
- Integrated Thermo Scientific™ ParaTrimmer™ – Excess paraffin can be removed during the embedding process without scraping.
- Dependable performance – The robust design of the HistoStar minimizes moving parts, reducing wear and service requirements and thus ensuring dependable performance for years to come.
- Adjustable cold plate temperature – The +/- 5 °C adjustable range ensures optimal cooling for all paraffin types.



High-capacity tissue storage tank and mold storage



LED lighting

## Physical Specifications

### Dimensions:

Embedding module (D x W x H): 23.6 x 25.6 x 16.1"  
(60 x 65 x 41 cm)

Cold module (D x W x H): 23.6 x 17 x 16.1"  
(60 x 43 x 41 cm)

### Weight:

Embedding module: 55.12 lbs / 25 kg

Cold module: 44.10 lbs / 20 kg

Wax Reservoir Capacity: 5 L

## Temperatures

Wax reservoir: 50-70 °C

Cold spot: 5 °C

Hot spot: 50-70 °C

Tissue storage: 50-70 °C

Mold storage: 50-70 °C

Cold plate: Adjustable, -12 to -5 °C

Description	Order Number
<b>HistoStar Instrument (Complete)</b>	
100-120 V, 50/60 Hz	A81000002
220-240 V, 50/60 Hz	A81000001
<b>Embedding Module</b>	
100-240 V, 50/60 Hz	A81000007
<b>HistoStar Cold Module</b>	
100-120 V, 50/60 Hz	A81000005
220-240 V, 50/60 Hz	A81000004

Accessories	Order Number
Tamping tools kit, 2/pk. (1 x 20 mm; 1 x 12 mm)	A81010030
Spatula kit, 2/pk.	A81010031
Cassette lid storage cover	A81010026
Magnifier assembly	A81010032
Foot switch	AP16629
Heated forceps, Red, 1 mm tip	A81010033
Heated forceps, Yellow, 2 mm tip	A81010034
Heated forceps, Blue, 4 mm tip	A81010035
Document holder kit	A81010036



Adjustable cold plate

For paraffins see page 104



## Lab Support Products

### Thermo Scientific Slimline Wax Dispenser



- Designed to take up the minimum amount of bench space while having a capacity of approximately 5 liters
- Electronic temperature control and easy-to-read digital display

#### Physical Specifications

Dimensions (D x W x H): 16.8 x 7 x 16"  
(42.5 x 17 x 40.5 cm)

Weight: 14.3 lbs / 6.5 kg

Power Requirements: 110-120 V or 220-240 V; 50/60 Hz

Temperature Range: 40-70 °C, ±2 °C at 20 °C ambient

Description	Order Number
110-120 V; 50/60 Hz	E66SLD/120
220-240 V; 50/60 Hz	E66SLD/230

### Thermo Scientific High-Capacity Wax Dispenser

- High-capacity of 2.5 gallons (10 liters) of molten paraffin wax
- Sleek design and white epoxy finish facilitate easy cleaning
- Digital electronics provide precise temperature control (with display)
- Clog-free electronic tap gives a high flow rate

#### Physical Specifications

Dimensions (D x W x H): 15 x 10.8 x 20.7"  
(38.5 x 27.5 x 52.5 cm)

Weight: 14.33 lbs / 18.7 kg

Description	Order Number
115-120 V; 60 Hz	E66HC



## Thermo Scientific Para Trimmer



The Thermo Scientific™ Para Trimmer™ is designed to remove excess wax from the outside of a tissue cassette after embedding by sliding the outside of the block across the heated surface

Paraffin should be removed to properly seat the block in the quick-release clamp or vice to achieve the best section quality from your microtome

### Features

- Heated surface with ridges
- Multiple blocks may be passed across the surface at one time

### Physical Specifications

Dimensions (D x W x H): 7.25 x 5.25 x 6.7"  
(13.3 x 18.5 x 17 cm)

Weight: 2 lbs / 0.9 kg

### Certifications and Compliance

Designed to meet IEC 61010, CSA, UL and CE Mark

Description	Order Number
110 - 220 V; 50/60 Hz	B3120205

## Designed for your comfort

Engineered for premium quality sections



Thermo Scientific™ CryoStar™ NX50



Thermo Scientific HM525 NX



Thermo Scientific™ CryoStar™ NX70



Spacious cryochamber



Intuitive touch screen user interface



Cold disinfection system (optional on the NX50 and NX70 CryoStar Cryostat)

# Thermo Scientific Cryostat Range and Selection Guide

Cryostat features	CryoStar NX70 Cryostat	CryoStar NX50 Cryostat	HM525 NX Cryostat
Page page:	32	34	36
Sanosil® Cold disinfection	Optional	Optional	
UV disinfection			Optional
Microtome outside chamber	✓	✓	
Chamber temp ≤ -25 °C	✓	✓	✓
Fast freeze temperature	-57 °C ±3 °C	-57 °C ±3 °C	-60 °C
Fast freeze cooling mechanism	Peltier	Peltier	Peltier
Automatic and immediate defrost	✓	✓	✓
Active blade cooling	✓	✓	
Blade temperature control	✓		
Specimen head temperature control	✓	✓	✓
Vacutome	Optional	Optional	
Specimen trimming	✓	✓	✓
Specimen retraction	20 µm	20 µm	40 µm
Section thickness range	0.5 - 500 µm	0.5 - 500 µm	1 - 500 µm
Motorized coarse advance	✓	✓	✓
Motorized cutting	✓		
Cryobar cooling / freezing stations	18 (1)	18 (1)	27 (4)
Touch screen operation	✓	✓	✓
Height adjustable chamber	✓	Optional	

# Thermo Scientific CryoStar NX70 Cryostat

## Pioneering design for unparalleled frozen sectioning performance

The Thermo Scientific™ CryoStar™ NX70 Cryostat is an ergonomic, multi-option motorized cryostat, with a unique rapid response temperature control system.

### Cryochamber Features

- Spacious stainless steel chamber for workflow organization
- Independent cooling of blade holder to -35 °C
- Separate specimen head cooling to -50 °C
- 18 cryobar storage positions including one quick freeze location
- Integrated Peltier fast freezing device rapidly cools to -60 °C
- Programmable and immediate defrost options
- Optional vacutome for stretching of cryosections and disposal of trimming and sectioning waste

### Microtome Features

- Choice of manual or motorized sectioning
- Four motorized cutting modes including single, interval, multiple and continuous
- Adjustable cutting speed from 0-256 mm/s
- Section thickness from 0.5 µm to 500 µm
- Precise stepping motor blade advance for minimal vibration when sectioning
- Vertical stroke length of 64 mm
- 48 mm horizontal feed range
- 20 µm specimen retraction on return stroke, with optical indication
- XY specimen orientation with 360° z axis rotation

### Ergonomic / Safety Features

- Height adjustment from 82-112 cm to allow for standing or seated operation
- Body-contoured design and integrated arm rest controls
- Motorized coarse advance to max 3 mm/s
- Multi-function joystick control
- Emergency stop, handwheel and electronic brake
- Double tap start function to ensure intentional operation
- Three programmable storage temperature settings for ease-of-use
- Rapid 50 minute cold disinfection
- Touch screen operation with intuitive software to accommodate multiple users



### Physical Specifications

Dimensions (D x W x H): 39.4 x 29.7 x 32.3 - 44.0"  
(100 x 75.5 x 82 - 112 cm) (adjustable)

Weight: 200 kg

Power Requirements: 100-240 V; 50/60 Hz

### Includes

Five specimen stages (4 x 30 mm, 1 x 40 mm), anti-roll plate, section waste tray, brush shelf, debris brush, sectioning brush, blade handling tool and operator guide.

Description	Configuration	Order Number
NX70, 110 V; 50 Hz (unit only)	HOMP	<b>957000</b>
NX70, 220-240 V; 50-60 Hz (unit only)	HOMP	<b>957040</b>
NX70, 110 V; 50 Hz, (unit only)	HOMPD	<b>957010</b>
NX70, 220-240 V; 50-60 Hz (unit only)	HOMPD	<b>957050</b>
NX70, 110 V; 50 Hz (unit only)	HOMPV	<b>957020</b>
NX70, 220-240 V; 50-60 Hz (unit only)	HOMPV	<b>957060</b>
NX70, 110 V; 50 Hz (unit only)	HOMPDV	<b>957030</b>
NX70, 220-240 V; 50-60 Hz (unit only)	HOMPDV	<b>957070</b>

*Please note that instrument order numbers are for the unit only. To purchase a blade holder (low- or high-profile, or steel knife), please see the blade holder section for respective order numbers.*

**H - Height Adjustment**

**O - Object Cooling**

**M - Motorized**

**P - Peltier**

**D - Cold Disinfection**

**V - Vacutome**

Accessories	Order Number
Low-profile blade holder	<b>705840</b>
High-profile blade holder	<b>705940</b>
Standard knife carrier	<b>705950</b>
16 cm C profile (solid steel)	<b>152020</b>
Anti-roll plate 69.5 mm	<b>449980</b>
Sanosil, disinfectant; 1 quart bottle	<b>S010NOQ1</b>
Sanosil, disinfectant; 1 gallon bottle	<b>S010NOG1</b>
Measuring cup	<b>334220</b>
Coarse filter for use with vacutome (pk. of 25)	<b>281000</b>
Plastic funnel	<b>334240</b>
Specimen chuck, 20 mm; silver	<b>715530</b>
Specimen chuck, 30 mm silver	<b>715600</b>
Specimen chuck, 40 mm silver	<b>715610</b>
Specimen chuck, 60 mm silver	<b>715620</b>
Specimen chuck, 30 mm; red	<b>715870</b>
Specimen chuck, 30 mm; green	<b>715880</b>
Specimen chuck, 30 mm; blue	<b>715890</b>
Specimen chuck, 30 mm; gold	<b>715900</b>
Cryo-Mold, 10 mm	<b>570400</b>
Cryo-Mold, 15 mm	<b>570380</b>
Cryo-Mold, 22 mm	<b>570390</b>
Small magnetic brush	<b>334171</b>
Large magnetic brush	<b>334172</b>
Heat extractor weight	<b>524510</b>
Foot pedal	<b>640380</b>

**For blade holders see page 34**  
**For disposable blades see page 110**



# Thermo Scientific CryoStar NX50 Cryostat

## Designed for performance, created for comfort

The Thermo Scientific CryoStar NX50 Cryostat is a multi-option manual cryostat with intuitive software for ease-of-use. Ergonomic design ensures operator comfort, especially during prolonged periods of use.

### Cryochamber features

- Spacious stainless steel chamber for workflow organization
- Chamber cooling to  $-25\text{ °C} \pm 2\text{ °C}$  (at  $20\text{ °C}$  ambient)
- Separate specimen head cooling to  $-43\text{ °C} \pm 2\text{ °C}$  (at  $20\text{ °C}$  ambient)
- Continuously cooled knife holder to  $-27\text{ °C} \pm 2\text{ °C}$  (at  $20\text{ °C}$  ambient)
- 18 cryobar storage positions including one quick freeze location
- Integrated Peltier fast freezing device rapidly cools to  $-57\text{ °C} \pm 3\text{ °C}$
- Programmable and immediate defrost options
- Optional vacutome for stretching of cryosections and disposal of trimming and sectioning waste

### Microtome features

- Manual light touch rotary flywheel
- Section thickness from  $0.5\text{ }\mu\text{m}$  to  $500\text{ }\mu\text{m}$
- Precise stepping motor blade advance for minimal vibration when sectioning
- Vertical stroke length of  $64\text{ mm}$
- $48\text{ mm}$  horizontal feed range
- $20\text{ }\mu\text{m}$  specimen retraction on return stroke, with optical indication
- XY specimen orientation with  $360^\circ$  z axis rotation

### Ergonomic/Safety features

- Optional height adjustment from  $82\text{-}112\text{ cm}$  to allow for standing or seated operation
- Body-contoured band and integrated arm rest controls
- Motorized coarse advance to max  $3\text{ mm}$ 's
- Optional rapid 50 minute cold disinfection
- Handwheel lock, blade guard and magnetic blade removal tool
- Three program memory for storage of regular sectioning parameters
- Touch screen operation with intuitive software to accommodate multiple users



### Physical Specifications

Dimensions (D x W x H)  $39.4 \times 29.7 \times 36.6''$   
( $100\text{ cm} \times 75.5\text{ cm} \times 82\text{-}112\text{ cm}$ ) (adjustable)

(D x W x H)  $39.4 \times 29.7 \times 36.6''$   
( $100\text{ cm} \times 75.5\text{ cm} \times 93\text{ cm}$ ) fixed height model

Weight:  $441\text{ lbs} / 200\text{ kg}$

### Includes

Five specimen stages ( $4 \times 30\text{ mm}$ ,  $1 \times 40\text{ mm}$ ), anti-roll plate, section waste tray, brush shelf, debris brush, sectioning brush, blade handling tool and operator guide.

Description	Configuration	Order Number
NX50, 100-120 V, unit only	OP	957250
NX50, 230 V, unit only	OP	957220
NX50, 100-120 V, unit only	OPD	957100
NX50, 230 V, unit only	OPD	957140
NX50, 100-120 V, unit only	OPV	957270
NX50, 230 V, unit only	OPV	957200
NX50, 110-120 V, unit only	OPH	957260
NX50, 230 V, unit only	OPH	957210
NX50, 100-120 V, unit only	OPHD	957110
NX50, 230 V, unit only	OPHD	957150
NX50, 100-120 V, unit only	OPVD	957120
NX50, 230 V, unit only	OPVD	957160
NX50, 110-120 V, unit only	OPHV	957230
NX50, 230 V, unit only	OPHV	957170
NX50, 100-120 V, unit only	OPHVD	957130
NX50, 230 V, unit only	OPHVD	957240

Please note that instrument order numbers are for the unit only. To purchase a blade holder (low- or high-profile, or steel knife), please see the blade holder section for respective order numbers.

O - Object Cooling

P - Peltier

H - Height Adjustment

V - Vacutome

D - Cold Disinfection

Accessories	Order Number
Low-profile blade holder	705840
High-profile blade holder	705940
Steel knife carrier	705950
Anti-roll plate, 69.5 mm	449980
Sanosil, disinfectant; 1 quart bottle	S010NOQ1
Sanosil, disinfectant; 1 gallon bottle	S010NOG1
Measuring cup	334220
Coarse filter f/use with vacutome (pk. of 25)	281000
Plastic funnel	334240
Specimen chuck, 20 mm; silver	715530
Specimen chuck, 30 mm; silver	715600
Specimen chuck, 40 mm; silver	715610
Specimen chuck, 60 mm; silver	715620
Specimen chuck, 30 mm; red	715870
Specimen chuck, 30 mm; green	715880
Specimen chuck, 30 mm; blue	715890
Specimen chuck, 30 mm; gold	715900
Cryo-Mold, 10 mm	570400
Cryo-Mold, 15 mm	570380
Cryo-Mold, 22 mm	570390
Small magnetic brush	334171
Large magnetic brush	334172
Heat extractor weight	524510

**For blade holders see page 34**  
**For disposable blades see page 110**



# Thermo Scientific HM525 NX Cryostat

The Thermo Scientific HM525 NX Cryostat is a high-performance, routine cryostat with intuitive software and touch screen for simple, efficient operation.

### Cryochamber features

- Chamber cooling to -35 °C
- 27 cryobar storage positions including four quick freeze locations
- Integrated Peltier fast freezing device rapidly cools to -57 °C ±3 °C
- Programmable and immediate defrost options

### Microtome features

- Manual light-touch rotary flywheel
- Section thickness from 1 µm to 500 µm
- Memory function for rapid advance and specimen positioning
- Vertical stroke length of 60 mm
- 28 mm horizontal feed range
- 40 µm specimen retraction on return stroke
- XY specimen orientation with 360° z axis rotation

### Ergonomic/Safety features

- Mechanical handwheel lock
- Optional UV disinfection
- Automatic specimen retraction on return stroke
- Touch screen operation with intuitive software to accommodate multiple users

### Physical Specifications

Dimensions (D x W x H) 25.19 x 29.9 x 45.3"  
(76 cm x 64 x 120 cm) (w/o handwheel)

Weight: 315 lbs / 143 kg

Power requirements: 100 V, 50/60 Hz; 110-120 V, 60 Hz;  
220-230 V, 50 Hz

### Includes

Six specimen stages (30 mm), freezing medium (118 mL), cryostat oil (118 mL), section waste tray, debris brush, sectioning brush, tools and operator guide.





Description	Order Number
<b>HM525 NX (unit only)</b>	
115 V, 60 Hz	956640
220-230 V, 50 Hz	956650
<b>HM525 NX with UV disinfection (unit only)</b>	
115 V, 60 Hz	956641
220-230 V, 50 Hz	956651

Accessories	Order Number
Magnetic window cleaner	160030
Standard knife carrier	705460
Disposable blade holder EC	705470
Disposable blade holder EC70	705630
Specimen chuck 30 mm (color coded)	715220
Specimen chuck 40 mm (color coded)	715230
Cryo-Mold, 10 mm	570400
Cryo-Mold, 15 mm	570380
Cryo-Mold, 22 mm	570390
Freezing disc, 40 mm	715690
Detachable block with six positions	522500
Heat extractor	524490
Flat cryostat brush	334160
Goat hair brush	334170
Brush, beveled	334180
Rust preventing oil, 100 mL	350070
Lubricating oil, 100 mL	350110
Cryostat oil, 100 mL	350040

For blade holders see page 34  
For disposable blades see page 110



## Thermo Scientific Cryostat Blade Holders

Description	Order Number	CryoStar NX70	CryoStar NX50	HM525 NX
<b>Blade holders for disposable blades</b>				
EC70 blade holder	705630			✓
EC blade holder	705470			✓
Low-profile blade	705840	✓	✓	
High-profile blade	705940	✓	✓	
<b>Knife carriers for solid knives</b>				
Standard	705460			✓
Standard knife carrier	705950	✓	✓	

### Thermo Scientific EC70 Disposable Blade Holder for HM525 NX



- Suitable for high- and low-profile disposable blades, with clearance angle adjustment
- Precision dovetail guide and quick clamping mechanism allows for accurate, easy movement
- Includes anti-roll guide and two glass anti-roll plates (69.5 mm)

**Order Number**

**705630**

### Thermo Scientific EC Disposable Blade Holder for HM525 NX



- Suitable for high- and low-profile disposable blades, with clearance angle adjustment
- Precision dovetail guide and quick clamping mechanism allows for accurate, easy movement
- Includes anti-roll guide and two glass anti-roll plates (39 mm)

**Order Number**

**705470**

### Thermo Scientific Standard Blade Holder for HM525 NX



- For use with standard solid knives
- Clearance angle adjustment and removable clamping jaws
- Precision dovetail guide and quick clamping mechanism allows for accurate, easy movement
- Includes anti-roll guide and two glass anti-roll plates

**Order Number**

**705460**

## Thermo Scientific Specimen Staging Solutions

Description	Order Number	CryoStar NX70	CryoStar NX50	HM525 NX
<b>Thermo Scientific Specimen Stages</b>				
20 mm Specimen stage	715700			✓
30 mm Specimen stage (color coded)	715220			✓
30 mm Specimen stage	715710			✓
30 mm Specimen stage	715600	✓	✓	
30 mm Specimen stage red	715870	✓	✓	
30 mm Specimen stage; green	715880	✓	✓	
30 mm Specimen stage; blue	715890	✓	✓	
30 mm Specimen stage; gold	715900	✓	✓	
40 mm Specimen stage (color coded)	715230			✓
40 mm Specimen stage	715720			✓
40 mm Specimen stage	715610	✓	✓	
60 mm Specimen stage	715620	✓	✓	
50 x 50 mm Specimen stage	715730			✓
55 x 55 mm Specimen stage	715740			✓
60 x 55 mm Specimen stage	715750			✓
75 x 70 mm Specimen stage	715760			✓
<b>Thermo Scientific Cryo-Molds</b>				
Cryo-Mold, 10 mm	570400	✓	✓	✓
Cryo-Mold, 15 mm	570380	✓	✓	✓
Cryo-Mold, 22 mm	570390	✓	✓	✓

## Thermo Scientific Cryostat Accessories

### Thermo Scientific Heat Extractor



Thermo Scientific Heat Extractor provides freezing action in seconds.

- Speed freezing for surgical diagnosis using frozen sections
- Planes the block surface parallel to knife edge to minimize trimming
- Hand-held to permit use in all makes of cryotomes and cryostats
- Stainless-steel block is 1.2" (3 cm) diameter

Description	Order Number
Heat extractor, plastic knob	2821

### Mohs Organizer Tray



Thermo Scientific Mohs Organizer Tray holds multiple cryocassettes or better organization of specimens.

Measures 10.5 x 4.7" (26.6 x 11.9 cm)

Description	Order Number
Mohs organizer tray	77230046





Thermo  
SCIENTIFIC

MICROM  
HM 450

## Thermo Scientific Microtome Range and Selection Guide



Thermo Scientific Microtome Features	HM 355S	HM 340E	HM 325	HM 450	HM 430
<b>See Page Number</b>	<b>46</b>	<b>50</b>	<b>52</b>	<b>54</b>	<b>55</b>
Rotary	✓	✓	✓		
Sliding				✓	✓
Cross-roller bearing vertical guide-ways	✓	✓	✓		
Specimen trimming	✓	✓	✓	✓	
Selectable specimen retraction	✓	✓	✓	✓	
Detachable operation panel	✓	✓			
Manual coarse advance			✓		✓
Electronic coarse advance	✓	✓		✓	
Stepping motor technology	✓	✓		✓	
Section / trim thickness range	0.5-500 µm	0.5-500 µm	0.5-60 µm	5-500 µm	5-500 µm
Electronic sectioning	✓				
Handwheel locks in any position	✓	✓	✓		
Integrated waste tray	✓	✓	✓	✓	✓
“Rocking” mode	✓		✓		
Macro / SuperMega capability	✓	✓	✓	✓	✓
Compatible with Cool-Cut	✓	✓	✓		
Compatible with Thermo Scientific™ Section Transfer System (STS™)	✓	✓	✓		
Resin cutting capability	✓				

# Thermo Scientific HM 355S Automated Microtome

**Thermo Scientific HM 355S Automatic Rotary Microtome is an electronic, motorized rotary Microtome that sections safely, even the largest specimens with unmatched quality.**

A fully motorized rotary Microtome designed for all applications in clinical, research and industrial lab



### Features

- One of the safest, most ergonomic and intuitive fully automated rotary microtomes available
- Automated sectioning can be operated via velocity knob, start button or optional foot pedal
- Accidental start prevented by double click operation
- Ergonomic removable control panel can be located on either side of the microtome
- Memory function for specimen positioning
- Touch-pad keyboard to select section thickness, sectioning mode, speed and memory function
- Easy switch between thickness settings for TRIM and SECTION/FINE
- X/Y fine orientation with reproducible zero positioning
- Rocking mode allows the handwheel to be “rocked” in a forward position allowing advancement of the specimen without a complete rotation of the handwheel
- Automatic brake following motorized action
- Easily accessible emergency stop button
- Four motorized modes of operation (single section, interval, multi sections and continuous)
- Programmable cutting window
- Motorized specimen advance
- Specimen retraction (can be deactivated)
- Longest stroke length available (72 mm) allows high-quality sections even of Macro / SuperMega cassettes
- Large removable section waste tray covers the entire working area

### Physical Specifications

Dimensions (D x W x H): 20.5 x 16 x 11" (52 x 41 x 28 cm)

Weight: 77 lbs / 35 kg

Total Specimen Advance: 28 mm

Cutting Stroke: 72 mm

Sectioning Speed: 0 – 450 mm/s

Section Thickness Range: 0.5 - 100 µm

Trim Thickness Range: 5 - 500 µm

Retraction: 40 µm

Power Requirements: 100-240 V, 50/60 Hz

### Includes

Standard tools, brushed aluminum cover plate, dust cover, instruction manual.



Description	Order Number
HM 355S	905200
With universal cassette clamp and E blade holder	905200A
With universal cassette clamp and ER blade carrier	905200ER

Accessories	Order Number
Disposable blade holder E	705800
Disposable blade holder ER	705830
Knife carrier C	705810
Knife carrier N	705820
Universal cassette quick release clamp	715020S
Standard cassette vice clamp	715010S
Macro / SuperMega cassette clamp	716130
Round specimen clamp set	715580
Foil clamp to be fitted in standard specimen clamp	715040
“V” insert	715100
“V” distance piece	715320
Segment arc	715590
Universal spec. holder for segment arc	715060
Interlock plug	615310
Foot pedal	640380

**For blade holders see page 47**  
**For disposable blades see page 110**



# Thermo Scientific HM 340E Semi-Automated Microtome

Thermo Scientific HM 340E Electronic Microtome is an ergonomically designed, electronic rotary Microtome with stepping-motor advance technology for precision and stability to provide superior sectioning results



### Features

- Highly stable knife holder platform yields high-quality ribbons even for difficult to cut paraffin sections
- Ergonomic removable control panel can be located on either side of the microtome
- Touch-pad keyboard controls thickness, mode and speed
- Easy switch between thickness settings for TRIM and FINE sectioning
- Memory function for section positioning
- X/Y fine orientation with zero positioning
- Rocking mode allows the handwheel to be “rocked” in a forward position allowing advancement of the specimen without a complete rotation of the handwheel
- Motorized specimen advance
- Specimen retraction (can be deactivated)
- Longest stroke length available (72 mm) allows high quality sections of Macro / SuperMega cassettes

### Physical Specifications

Dimensions (D x W x H): 20.5 x 16 x 11" (52 x 41 x 28 cm)

Weight: 62 lbs / 28 kg

Total Specimen Advance: 28 mm

Section Thickness Range: 0.5 - 100 µm

Trim Thickness Range: 5 - 500 µm

Retraction: 40 µm

Power Requirements: 100-240 V, 50/60 Hz

### Includes

Standard tools, brushed aluminum cover plate, dust cover and operator guide.

Description	Order Number
HM 340E unit only	905190
HM 340E with universal cassette clamp and E blade holder	905190A
HM 340E with universal cassette clamp and ER blade holder	905190ER

Accessories	Order Number
Disposable blade holder E	705800
Disposable blade holder ER	705830
Knife carrier C	705810
Knife carrier N	705820
Universal cassette quick release clamp	715020S
Standard cassette vice clamp	715010S
Macro / SuperMega cassette clamp	716130
Round specimen clamp set	715580
Foil clamp to be fitted in standard specimen clamp	715040
“V” insert	715100
“V” distance piece	715320
Segment arc	715590
Universal specimen holder for segment arc	715060

**For blade holders see page 47**  
**For disposable blades see page 110**



# Thermo Scientific HM 325 Manual Microtome

Thermo Scientific HM 325 Manual Rotary Microtome is a robust instrument that doesn't need a power supply to provide high-quality sections

## Features

- High stability and precision for premium quality paraffin sections
- Unique section thickness setting with removable knobs allowing operation on both the left and the right hand
- Resettable electronic section counter
- Two quick trim stages (10 µm and 30 µm) independent from the preset fine section thickness
- X/Y fine orientation with reproducible zero positioning
- Manual coarse feed wheel
- Specimen retraction (can be deactivated)
- Longest stroke length available (64 mm) allows high quality sections of Macro / SuperMega cassettes
- Large removable section waste tray covers the entire working area

## Physical Specifications

Dimensions (D x W x H): 19 x 16.5 x 11" (49 x 42 x 28 cm)

Weight: 51 lbs / 23 kg

Total specimen Advance: 28 mm

Section Thickness Range: 0.5 - 60 µm

Mechanical trim stages (10 µm/30 µm)

Retraction: 40 µm

## Includes

Standard tools, brushed aluminum cover plate, dust cover and operator guide.

Description	Order Number
HM 325 (unit only)	902100
HM 325 with universal cassette clamp and E blade holder	902100A
HM 325 with universal cassette clamp and ER blade holder	902100ER



Accessories	Order Number
Disposable blade holder E	705800
Disposable blade holder ER	705830
Knife carrier C	705810
Knife carrier N	705820
Universal cassette quick release clamp	715020S
Standard cassette vice clamp	715010S
Macro / SuperMega cassette clamp	716130
Round specimen clamp set	715580
Foil clamp to be fitted in standard specimen clamp	715040
"V" insert	715100
"V" distance piece	715320
Segment arc	715590
Universal spec. holder for segment arc	715060

## Thermo Scientific HM 450 Electronic Sliding Microtome

Thermo Scientific HM 450 Electronic Sliding Microtome is a unique, electronic sliding Microtome with automatic fine sectioning and trimming

### Features

- For routine histology, biological/botanical applications and for industrial samples
- Integrated blade holder glides along a maintenance-free, precision, cross-roller bearing system ensuring fast, comfortable and non-tiring operation
- Incorporates stepping motor technology to assure precise, accurate specimen advancement
- Trimming function allows for precision block trimming prior to the sectioning function
- Automatic or manual sectioning can be selected
- User-friendly control panel allows for easy setting of sectioning parameters
- Display panel for selection of section counter, step sum, remaining travel and specimen position memory function
- Selectable specimen retraction
- Motorized coarse feed with three different speed settings
- Integrated removable waste tray
- X/Y fine orientation with reproducible zero positioning
- Blade holder with integrated, movable blade guard
- Ergonomic handle for moving blade holder

### Includes

Dust cover and operator guide

### Physical Specifications

Accommodates specimens up to 80 x 60 mm

Section thickness feed: 0 to 100 µm

Trimming thickness: 5 to 500 µm

Total specimen stroke: 40 mm (max.)

Maximum sledge travel: 190 mm (max.)

Dimensions (D x W x H): 490 x 360 x 325 mm

Weight: 49 lbs / 22 kg



Description	Order Number
HM 450 (unit only)	910020
HM 450 with low-profile blade holder with 5 x 80 mm specimen clamp	910020L
HM 450 with high-profile blade holder with 5 x 80 mm specimen clamp	910020H

Accessories	Order Number
<b>Blade holder insert with Eccentric Fast Clamping</b>	
For low-profile blades	705200
For high-profile blades	705340
5 mm height adjustment plate	448070
10 mm height adjustment plate	440400
20 mm height adjustment plate	440410
Standard specimen clamp without waste tray	715480
Universal cassette clamp with waste tray	715490
Dry ice freezing tray for sliding microtomes for HM 430 and HM 450	981000
Drip tray for std. and universal cassette clamp	502140

For knife compatibility see page 53



## Thermo Scientific HM 430 Manual Sliding Microtome

Thermo Scientific HM 430 Sliding Microtome is designed with automatic or manual fine sectioning and features fast, comfortable and non-tiring operation

### Features

- Selection of the stroke length depending on the size of the specimen
- Integrated blade holder glides along a maintenance-free, precision, cross-roller bearing system
- Easy knob turn selects manual or automatic advance
- Integrated removable waste tray
- X/Y fine orientation with reproducible zero positioning
- Blade holder with integrated, movable blade guard
- Ergonomic handle for moving blade holder

### Includes

Dust cover and operator guide

### Physical Specifications

Accommodates specimens up to 80 x 60 mm

Section thickness range: 0 to 100 µm

Trimming thickness: 5 to 500 µm

Total specimen stroke: 40 mm (max.)

Maximum sledge travel: 190 mm (max.)

Dimensions (D x W x H): 490 x 310 x 325 mm

Weight: 48 lbs / 22 kg



Description	Order Number
HM 430 (unit only)	910010
HM 430 with low-profile blade holder	910010L
HM 430 with high-profile blade holder	910010H

Accessories	Order Number
<b>Blade holder insert with Eccentric Fast Clamping</b>	
For low-profile blades	705200
For high-profile blades	705340
Universal cassette clamp	715500
Macroflow universal cassette clamp	716120
5 mm height adjustment plate	448070
10 mm height adjustment plate	440400
20 mm height adjustment plate	440410
45 x 80 mm standard specimen clamp	715480
Dry ice freezing tray for sliding microtomes for HM 430 and HM 450	981000
Drip tray for standard and universal cassette clamp	502140

For knife compatibility see page 53



# Thermo Scientific Vibrating Blade Microtome HM 650V

**Thermo Scientific HM 650V Vibrating Blade Microtome is ideal for cutting fixed and unfixed tissue samples as well as non-biological specimens**

### Features

- Designed for cutting fixed and unfixed tissue samples as well as non-biological specimens without the need for freezing or embedding
- The vibrating system reduces artifacts by minimizing damage to the cells
- Amplitude and frequency can be set independently which ensures the optimal combination for every possible specimen
- Cutting speed can be selected between 0 - 50 mm/sec in 0.1 mm increments
- Simple operation by intuitive multilingual user panel and the possibility to store 10 user defined parameter settings
- Three modes of operation: semi-manual, single and continuous
- Adjustable cutting window
- 8° X/Y-orientation of the buffer tray
- Cooling of buffer solution and specimen is guaranteed by special cooling elements
- Removable buffer tray

### Includes

Basic instrument (without large field magnifier and cold light source), cooling element with buffer solution, buffer tray, specimen stages, tool shelf, dust cover and operator guide.

### Physical Specifications

Accommodates Specimens up to 45 x 45 mm

Fine and trim section thickness via stepping motor from 0 to 1500 µm

Amplitude adjusted from 0 to 1.2 mm in 0.1 mm increments

Frequency of vibration adjusted from 30 to 100 Hz

Motorized cutting movement from 0 to 5 mm/s

Dimensions (D x W x H): 20.4 x 12.6 x 15.0" (52 x 38 x 28 cm)

Weight: 60 lbs / 30 kg



Description	Order Number
HM 650V (unit only)	920110
Accessories	Order Number
<b>Adapters</b>	
For special (e.g. injector) disposable blades	152510
For sapphire and zirconium blades	152520
For commercially available razor blades	152530
PE buffer tray	648200
B specimen stage (2 - 10 mm tissue)	715800
F specimen stage (10 - 45 mm tissue)	715810
K specimen stage (10 - 45 mm tissue)	715820
Cooling element	647010
CU 65 cooling device (220 V)	770170L
CU 65 cooling device (110 V)	770180L
Large field magnifier; 100-120 V	760170
Zeiss Stemi 2000 stereomicroscope	755050
Foot pedal	640280

## Thermo Scientific Microtome Blade Holders

### Thermo Scientific Blade Holder Selection Matrix

Description	Order Number	HM 355S	HM 340E	HM 325	HM 450	HM 430
<b>Blade holders for disposable blades</b>						
E for high- and low-profile blades	705800	✓	✓	✓		
ER for high- and low-profile blades	705830	✓	✓	✓		
Eccentric fast clamping; low-profile insert	705200				✓	✓
Eccentric fast clamping; high-profile insert	705340				✓	✓
<b>Blade holders for solid knives</b>						
Standard solid blade holder N	705820	✓	✓	✓		
Solid blade holder C	705810	✓	✓	✓		

For disposable blade compatibility see page 110



### E Disposable Blade Holders for HM 355S, HM 340E, HM 325



- With quick clamp system for high- and low-profile blades, clearance angle adjustment
- Movable blade guard with scale covers the entire blade in any position

---

**Complete**

**705800**

---

### ER Disposable Blade Holders for HM 355S, HM 340E, HM 325



- With quick clamp system for high- and low-profile blades, clearance angle adjustment
- Clamping plate moves laterally to move the blade without needing to unclamp
- Used for cutting Macro/SuperMega cassettes (vertically)
- Movable blade guard covers the entire blade in any position
- Removable cutting angle adjustment lever

---

**Complete**

**705830**

---

### Standard Solid Knife Carrier N for HM 355S, HM 340E, HM 325

- With integrated blade guard and clearance angle adjustment
- Blade height can be adjusted by means of a guidance bar
- Removable cutting angle set lever

---

**Complete**

**705820**

---

### Solid Knife Carrier C for HM 355S, HM 340E, HM 325

- Stable version for use with tungsten carbide and conventional blades
- Central clamping plate provides optimal stability where the cutting forces are highest
- Allows full use of the entire blade edge and clearance angle adjustment
- Removable cutting angle set lever

---

**Complete**

**705810**

---

**For disposable blade compatibility  
see page 110**





## Thermo Scientific HM Microtome Accessories

### Thermo Scientific HM Microtome Selection Matrix

Description	Order Number	HM 355S	HM 340E	HM 325	HM 450	HM 430
Standard specimen clamp	715010S	✓	✓	✓		
Universal cassette clamp; orientable	715020S	✓	✓	✓		
Adjustable universal cassette clamp	716130	✓	✓	✓		
Cassette clamp for macro cassettes	716120	✓	✓	✓		
Standard specimen clamp	715480				✓	✓
Foil clamp fitted directly to specimen cylinder	715030	✓	✓	✓		
Foil clamp for use with standard specimen clamp	715040	✓	✓	✓		
Sandwich supporting material	176010	✓	✓	✓		
Round specimen clamp with all inserts	715580	✓	✓	✓		
19 mm insert for round specimens; used with standard specimen clamp	715280	✓	✓	✓		
25 mm insert for round specimens; used with standard specimen clamp	715090	✓	✓	✓		
Light jaw for use with insert for round specimen	546080	✓	✓	✓		
“V” insert	715100	✓	✓	✓		
“V” distance piece	715320	✓	✓	✓		
Segment arc	715590	✓	✓	✓		
Universal specimen holder	715060	✓	✓	✓		

## Thermo Scientific Cool-Cut and Section Transfer System

Simplify workflow at the Microtome with two specially designed accessories which integrate seamlessly with Thermo Scientific Rotary Microtome HM355S, HM340E and HM325 rotary microtomes



### Thermo Scientific Cool-Cut

#### Features

- Designed to maintain a cool, consistent temperature for paraffin blocks during the sectioning process
- Peltier device fits directly onto the specimen cylinder of the rotary microtome and can be equipped with a universal cassette clamp or a standard specimen clamp
- Particularly effective during extended cutting periods for “step sections” or “serial sections” through the paraffin block

#### Includes

Peltier device with integrated specimen clamp, counter-balance weights and power supply.

Description	Order Number
With universal cassette clamp	771110
With standard clamp	771120

### Thermo Scientific Section Transfer System

#### Features

- Adjustable, laminar water flow rate produces more usable sections per block
- Selectable water temperature from ambient temperature up to 45 °C
- Illuminated, aluminum water bath
- Specially designed disposable blade holder supports the transfer ramp

#### Includes

Control unit, water bath with lid, section transfer unit, disposable blade holder and cables.

Description	Order Number
For microtomes with dovetail guide-way	771190
For microtomes with bar guide-way	771200
Orientable special specimen clamp	715550

## Thermo Scientific Microtome Accessories

### Thermo Scientific Microtome Accessory Selection Matrix

Description	Order Number	HM 355S	HM 340E	HM 325	HM 450	HM 430
Quick release clamp for embedding rings; with waste tray	716090				✓	✓
Quick release clamp for embedding rings; without waste tray	716080				✓	✓
Standard specimen clamp without waste tray	715480				✓	✓
Universal cassette clamp with waste tray	715490				✓	✓
Universal cassette clamp without waste tray	715500				✓	✓
Large field magnifier; 220 V	760160	✓	✓	✓		
Large field magnifier; 110 V	760170	✓	✓	✓		
Foot pedal	640380	✓				
Specimen transfer system for bar guide-way	771200	✓	✓	✓		
Cool-Cut with universal clamp	771110	✓	✓	✓		
Cool-Cut with standard clamp	771120	✓	✓	✓		
Zeiss stemi 2000 stereomicroscope	755210	✓	✓	✓		

## Thermo Scientific Microtome Accessories

### Thermo Scientific Para-Tray

- Collects paraffin shavings in front of a microtome
- Stainless-steel tray
- Dimensions: 11 x 6 x 1.25" (28.6 x 15.2 x 3.21 cm)

Description	Order Number
Para-Tray	58

### Shandon Microtome Lubrication Oil

Thermo Scientific Shandon Microtome Lubricating Oil is for use on all Thermo Scientific Shandon microtomes unless otherwise indicated.

- Not for use with Thermo Scientific™ Shandon™ Finesse™ ME/E Series Microtomes
- Not for use with Cryostats

Description	Order Number
4 oz (118 mL)	288

### Thermo Scientific Richard-Allan Scientific Parapel

Thermo Scientific™ Richard-Allan Scientific™ Parapel™ Paraffin Repellent protects against excess buildup of wax on counter tops and instrumentation.



- Reduces daily cleaning times
- Low odor
- Will not remove finishes from surfaces or leave behind oily residue

Description	Qty.	Order Number
4 oz (118 mL)	6/cs.	2300

### Thermo Scientific Section Mounting Bath



Thermo Scientific Digital Paraffin Section Mounting Bath has been designed for ease-of-use and maximum safety.

- Digital controller has bright, easy-to-read display
- Top has generous space for resting hands and deep, tapered bowl so slides can be used at any angle
- Stability is provided by four rubber feet and the low level of the instrument
- Bowl and upper casing have matte black PTFE coating which provides visual contrast against wax sections
- Lower casing has easy-to-clean epoxy coating and drop-on lid

Description	Order Number
Digital bath, 110-120 V, 60 Hz	E65D/120
Digital bath, 220-240 V, 50 Hz	E65D/230

## Thermo Scientific Knives and Blades

### Reusable Steel Knives



Thermo Scientific Reusable Steel Knives can be used with microtomes or cryostats when the technical application dictates that requirement.

- C-profile knives are used for standard paraffin and cryo techniques
- D-profile knives are used for sectioning of harder materials that require greater knife stability
- Tungsten carbide knives are used for strength and durability in sectioning of very hard samples or resin embedded
- Appropriate knife case(s) should be ordered with the knife or knives; each case holds two knives

Description	Order Number
Steel C-profile knife 12 cm	152010
Steel C-profile knife 16 cm	152020
Steel C-profile knife 22 cm	152030
Steel C-profile knife 30 cm	152050
Steel D-profile knife 12 cm	152060
Steel D-profile knife 16 cm	152070
Steel D-profile knife 22 cm	152080
Steel D-profile knife 25 cm	152090
Steel D-profile knife 30 cm	152100
D-profile tungsten carbide tip, 16 cm	152120
C-profile tungsten carbide tip, 16 cm	152460M

### Shandon Stainless-Steel Microtome Knives




Thermo Scientific Shandon Microtome Knives feature a round-back design that is ideal for cryostats.

- Resist corrosion
- Replace carbon steel wherever moisture is a problem to prevent minute oxidation
- Hardened throughout to the exact temper for the best quality in edge efficiency; tested for hardness

Description	Order Number
12.5 cm	7619
18.5 cm	7719

### Shandon Tungsten Carbide D-Profile Microtome Knife



Thermo Scientific™ Shandon™ Tungsten Carbide D-Profile Microtome Knives are excellent for sectioning resins and un-decalcified bone.

- D-profile has tungsten carbide tip for extra strength and to support the cutting edge

Description	Order Number
Blade length 16 cm	5601006

## Thermo Scientific Microtome Knives and Blades

### Thermo Scientific Shandon Standard Microtome Knives



Thermo Scientific Shandon Standard Microtome Knives are thoroughly tempered and individually tested for hardness

- Superior quality surgical steel
- Round back design is precisely balanced and shaped

Description	Order Number
Blade length 12.5 cm	7702
Blade length 18.5 cm	7703
Blade length 25 cm	7704

### Thermo Scientific Shandon Microtome Knives



- Precision ground for outstanding sectioning and extended cutting life; flat-back design
- All C-profile and D-profile knives are drilled and tapped in the base for direct attachment to holders for sharpening

Description	Order Number
C-Profile blade length 12 cm	9992009
C-Profile blade length 16 cm	2222003
C-Profile blade length 18.5 cm	9992011
C-Profile blade length 24 cm	2222005
D-Profile blade length 16 cm	2222004
D-Profile blade length 24 cm	2222006

### Thermo Scientific™ Shandon™ Adamas Blades for Disposable Magnetic Blade Holders

Description	Order Number
80 x 19 mm (10 pieces)	160040
80 mm (50 pieces)	160050

## Thermo Scientific Microtome Knives and Blades

### Thermo Scientific Microm Knife Cases


Thermo Scientific™ Microm™ Knife Cases hold two knives each.



- Appropriate case(s) listed below should be ordered with the knife or knives

Description	Order Number
Holds blade length 12 cm	152220
Holds blade length 16 cm	152230M
Holds blade length 18.5 cm	152280
Holds blade length 22 cm	152240M
Holds blade length 25 cm	152250M
Holds blade length 30 cm	152260M

### Thermo Scientific Stropping Handle



Thermo Scientific Stropping Handle features a screw-on-handle to assist in stropping.

- Use to manually sharpen Thermo Scientific Shandon microtome knives

Description	Order Number
Universal stropping handle	707

# Efficient - Flexible - Intelligent

Everything you expect and more!

**With a history stretching back for over a decade, the name Gemini has become synonymous with multi-protocol slide staining and efficiency.**

For truly effortless management of your staining workload, the Gemini series has consistently delivered excellence.

With this illustrious legacy, it would be unthinkable for the new Gemini AS to be anything other than a masterpiece.

With enhanced software, a reduced instrument footprint and a host of other upgrades, Gemini AS is a worthy successor to the Thermo Scientific staining crown.

**Greater throughput ...**  
**... multiple protocols**



*Intuitive touch screen user interface*



*Internal LED lighting*



*Process up to 12 baskets simultaneously*





Read on to find out more ...



# Thermo Scientific Gemini AS Slide Stainer

## Multi-dimensional automated slide stainer maximizes efficiency by organizing your staining workflow

The Thermo Scientific™ Gemini™ AS Automated Slide Stainer is the latest and most highly specified version in the Gemini series. Intuitive software makes it possible for the Gemini AS Slide Stainer to perform different protocols simultaneously with multiple twenty-slide baskets in process. Units have six water stations, 26 reagent stations and a total of four configurable doors for loading and unloading. Its two-level design and integrated touch screen make it one of the most space efficient, automated staining solutions available.

### Features

- New high-clarity touch screen display with intuitive software control
- New LED lighting provides a clear view of the staining area
- Space efficient due to the two-level design and integrated touch screen
- Easy access to all reagent stations - lower level staining stations are on a turntable
- Easy-to-use software allows staining runs to be started with the touch of a single button
- USB connectivity allowing protocols, reagent layouts and event logs to be saved
- Five optional on-board heaters caters to slide drying in high-volume situations
- Compatible with the Thermo Scientific range of coverslippers

### Performance

- Easy-to-use software schedules runs, allocates reagents, optimizes reagent layout and calculates the most efficient route for each protocol to maximize throughput and minimize reagent carryover
- Open system uses Thermo Scientific stains and reagents
- Fully editable, user-defined protocols
- Urgent Start gives user opportunity to prioritize “urgent” baskets without compromising those already in process
- Return option allows user to recall any loaded basket to load door
- Step-start capability allows protocols to be started from any step
- Quality Control system can be set to monitor reagent usage and batch throughput
- Handles fume control with an easy-to-change carbon filter or through connection to an optional external vent adapter kit
- PIN protection secures operator’s customized protocols and settings
- Power supply has a voltage range from 110-240 V ( $\pm 10\%$ ) – sufficient to handle power fluctuations including surges, spikes and brownouts
- Battery backup provides a minimum of 40 minutes of power in the event of a power failure
- Dishwasher safe reagent pots



### Physical Specifications

Dimensions (D x W x H): 31 x 28 x 35" (79 x 72 x 89 cm)

Weight: 192 lbs (87 kg)

Power Requirements: 300 VA at 100-240 V; 50/60 Hz

### Includes†

Unheated stainer; 35 stain pots (320 mL fill volume) supplied, fitted

Heated stainer; 30 stain pots (320 mL fill volume) and five heater pots supplied, fitted

Both models contain charcoal filter, staining baskets/carriers (5/pk x 2), three-well water station (two fitted), single pot covers (6/pk.), multi-pot covers (4/pk.), 2.5 m water inlet hose, spare staining pots (3/pk.), operator guide, operator guide CD, laminated quick reference cards and service record book.

*†Contents, packaging and quantities of inclusions are subject to change without notice.*

### Certifications and Compliance

Designed to meet IEC 61010, CSA, UL and CE Mark (IVDD compliant)



Full-color touch screen user-interface



Handle up to 12 baskets simultaneously

## Ordering Information

Available with five independently heated positions for drying slides.

Description	Order Number
Gemini AS, with 5 heater stations	A81500001
Gemini AS, unheated	A81500002

Accessories	Order Number
Charcoal filter	9990610
Static water wash station	A78010226
Vent adapter kit	A78010467
Water wash pot, 3-well	A78010201
Water wash inlet hose	AP14160
1GB USB stick	AP17385
Reagent pot (3/pk)	A78010487
Reagent pot cover, multi pot, 4/pk	A78010488
Reagent pot cover, single pot, 6/pk	A78010489
Basket/Carrier; 5/pk (each holds 20 slides)	A78010466
Gemini baskets (ClearVue compatible), black slider (5/pk)	A79210064
Gemini baskets (ClearVue compatible), white slider (5/pk)	A79210065
Carrier for Sakura™ racks, 5/pk	A78010404
Pot insert for manual coverslipping, 3/pk	A78010505
Basket adapter for large slides up to 3 x 2.3 in. (75 x 58 mm), 5/pk	

**For a complete listing of stains and reagents see pages 116 - 137**



## Thermo Scientific Manual Staining Station

Thermo Scientific Manual Staining Station is ideal for unique staining needs, frozen sections, or special stains.

- Uses the same staining troughs and slide baskets as the Thermo Scientific™ Gemini™ AS Slide Stainer
- Best when used for low-volume procedures
- Sturdy cover closes over troughs to minimize evaporation
- Baskets are designed to lock slides into position even when turned upside down
- Slide baskets hold 20 standard microscope slides
- Troughs hold 11 fl oz (320 mL) of reagent

Dimensions: (D x W x H): 7.1 x 39.4 x 4.7" (18 x 100 x 12 cm)

### Includes†

Kit includes a steel support rack, a complete set of fourteen staining troughs (No. A78010487) and five slide baskets with carriers (No. A78010466) ; 5/pk)



Description	Order Number
Manual staining station	A78500001

† Contents, packaging and quantities of inclusions are subject to change without prior notice.

Accessories	Order Number
Staining troughs, 3/pk	A78010487
Reagent trough cover, 6/pk	A78010489

## Thermo Scientific Linistat

**Thermo Scientific Linistat is a compact linear stainer that is the answer to H&E frozen section protocols**

### Features

- Efficient footprint fits on top of most cryostats for streamlining workflow during frozen sectioning
- Features include fourteen staining stations (twenty sec. each), running water, and a thirteen-slide capacity collection tank
- Staining time is under five minutes
- For situations that require hand staining, technician may dip through the stations, eliminating the need to set up separate staining dishes
- Color-coded slide clips correspond to the colored slides and colored frozen section embedding media, Thermo Scientific™ Cryochrome™

### Physical Specifications

Dimensions (D x W x H): 6.25 x 25 x 7.5", (16 x 64 x 19 cm)

Clearance height: 9.75" (25 cm)

Weight: 16.3 lbs (7.4 kg)

Power Requirements: 110-120 V; 60 Hz, Maximum 2.0 A;

220-240 VAC, 50/60 Hz, Maximum 1.0 A

### Includes†

Single station staining dishes, double station staining dishes, slide clips and rinse water tubing kit.

† Contents, packaging and quantities of inclusions are subject to change without prior notice.



Description	Order Number
Linistat; 110-120 V; 60 Hz	B1000200
Linistat; 220-240 V; 50 Hz	B1000201

Accessories	Order Number
Double station staining dishes; 5/pk.	6754004
Single station staining dishes; 10/pk.	6754003
Slide clips, pink; 25/pk.	6754005
Slide clips, white; 25/pk.	6754002
Slide clips, blue; 25/pk.	6754006
Slide clips, yellow; 25/pk.	6754007
Slide clips, green; 25/pk.	6754008
Anti-evaporation lid (single station)	231644
Anti-evaporation lid (double station)	231645
Anti-evaporation lid (triple station)	231646
Stainless steel holding tank	A79830072
Stainless steel evaporation; 18" (46 cm)	A79830022

## Thermo Scientific Complete Staining Assemblies

### Thermo Scientific Complete Staining Assembly 100

- Complete assembly 100 includes rack/handle (No. 109), dish (No. 102) and cover (No. 101)
- Staining rack 109 is made from stainless steel and holds up to nineteen slides; maximum slide size is 3 x 2" (76 x 51 mm)
- Staining dish 102 is made from non-autoclavable glass with inside dimensions of 3.5 x 2.75 x 2.55" (89 x 70 x 65 mm)
- Staining dish holds up to 250 mL of solution with a fully loaded staining rack
- Staining dish cover 101 is made from stainless steel



Description	Qty.	Order Number
Complete assembly 100	ea.	100
Staining rack	ea.	109
Staining dish	ea.	102
Staining dish cover	ea.	101

### Thermo Scientific Complete Staining Assembly 110


- Complete assembly 110 includes rack/handle (No. 113), dish (No. 112) and cover (No. 111)
- Staining rack 113 is made from stainless steel and holds up to 30 slides; maximum slide size is 3 x 2" (76 x 51 mm)
- Staining dish 112 is made from stainless steel with inside dimensions of 4.3 x 3.35 x 2.95" (110 x 85 x 75 mm)
- Staining dish holds up to 350 mL of solution with a fully loaded staining rack
- Staining dish cover 111 is made from stainless steel



Description	Qty.	Order Number
Complete assembly 110	ea.	110
Staining rack	ea.	113
Staining dish	ea.	112
Staining dish cover	ea.	111

### Thermo Scientific Complete Staining Assembly 117

- Complete assembly 117 includes rack/handle (No. 120), dish (No. 119) and cover (No. 118)
- Staining rack 120 is made from stainless steel and holds up to 60 slides; maximum slide size is 3 x 2" (76 x 51 mm)
- Staining dish 119 is made from stainless steel with inside dimensions of 7.95 x 3.35 x 2.95" (202 x 85 x 75 mm)
- Staining dish holds up to 750 mL of solution with a fully loaded staining rack
- Staining dish cover 118 is made from stainless steel



Description	Qty.	Order Number
Complete assembly 117	ea.	117
Staining rack	ea.	120
Staining dish	ea.	119
Staining dish cover	ea.	118

### Thermo Scientific Complete Staining Assembly 121

- Complete assembly 121 includes rack/handle (No. 113), dish (No. 122) and cover (No. 123)
- Staining rack 113 is made from stainless steel and holds up to 30 slides; maximum slide size is 3 x 2" (76 x 51 mm)
- Staining dish 122 is made from non-autoclavable glass with inside dimensions of 4.3 x 3.6 x 2.6" (110 x 92 x 67 mm)
- Staining dish holds up to 350 mL of solution with a fully loaded staining rack
- Staining dish cover 123 is made from stainless steel



Description	Qty.	Order Number
Complete assembly 121	ea.	121
Staining rack	ea.	113
Staining dish	ea.	122
Staining dish cover	ea.	123

### Thermo Scientific Complete Staining Assembly 130

- Complete assembly 130 includes rack/handle (No. 120), dish (No. 131) and cover (No. 132)
- Staining rack 120 is made from stainless steel and holds up to 60 slides; maximum slide size is 3 x 2" (76 x 51 mm)
- Staining dish 131 is made from non-autoclavable glass with inside dimensions of 7.95 x 4.4 x 2.8" (202 x 112 x 72 mm)
- Staining dish holds up to 750 mL of solution with a fully loaded staining rack
- Staining dish cover 132 is made from stainless steel



Description	Qty.	Order Number
Complete assembly 130	ea.	130
Staining rack	ea.	120
Staining dish	ea.	131
Staining dish cover	ea.	132

### Thermo Scientific Plastic Staining Dish, Cover and Rack

- Staining rack 196 is made from polyoxymethylene plastic and holds up to 25 slides; maximum slide size is 3 x 2" (76 x 51 mm)
- Swing-down rack handle folds flat and does not detach
- Staining dish 195 is made from microwavable (up to 5 min.) plastic with internal dimensions of 3.7 x 3.1 x 1.9" (94 x 81 x 79 mm); plastic lid is included with dish
- Staining dish holds up to 250 mL of solution with a fully loaded staining rack
- Polyoxymethylene plastic withstands temperatures from -40 ° to +90 °C



Description	Qty.	Order Number
Plastic staining dish and cover	ea.	195
Plastic staining rack	ea.	196

**Ordering Information** – Rack and dish with cover are sold separately. Not available as a complete assembly.

## Thermo Scientific Vertical Slide Staining Rack

- Constructed of welded stainless steel for durability
- Holds 38 (76 x 26 mm) slides vertically
- Slides fit into individual slots to allow for free exchange and rapid drainage of staining reagents
- Measures 2.5 x 2.35 x 4.1" (64 x 60 x 105 mm)



Description	Qty.	Order Number
Vertical 38 slide staining rack	ea.	143

## Thermo Scientific Slide Holder

- Features individually stamped slots
- Holds ten (76 x 26 mm) slides vertically
- Can be used with the Frozen Staining Kit Glass Beakers (see page 126)
- Not for use with Coplin jars or Shandon Vertical Staining Jar (No. 140)



Description	Qty.	Order Number
Slide holder (10 slides)	ea.	147

## Thermo Scientific Plastic Slide Grip

Plastic slide grip is constructed of molded plastic that withstands chemicals used in staining, including special stains.

- Hold five (76 x 26 mm) slides
- Can be used in temperatures to 80 °C
- Fits Coplin jars and round-mouthed staining jars



Description	Qty.	Order Number
Plastic slide grip (5 slides)	ea.	1975

## Thermo Scientific Lantern Slide Rack


Lantern slide rack features stainless-steel construction for added durability.

- Hold up to 24 lantern slides (51 x 51 mm)
- Slot spacing permits good drainage and reagent exchange
- Includes spring-type detachable handle



Description	Qty.	Order Number
Lantern slide rack (24 slides)	ea.	144

## Thermo Scientific® Angus-Ranieri™ Slide Rack



- Holds up to forty 76 x 26 mm slides

### Physical Specification

- Unit dimensions: D x W x H: 11.5 x 25.5 x 3.5" (29.2 x 64.8 x 8.9 cm)

Description	Qty.	Order Number
Angus-Ranieri slide rack	ea.	9991010

## Thermo Scientific Coverglass Staining Racks



- Welded stainless steel racks securely hold 22 mm or 24 mm coverslips
- Available in three sizes
- Five-coverslip rack will fit in Vertical Staining Jar 140 or Glass Beaker 146
- Thirty-coverslip rack includes a spring-type detachable handle and measures 4.0 x 1.1 x 1.2" (102 x 28 x 31mm)

Description	Qty.	Order Number
5-coverslip rack	ea.	116
25-coverslip rack	ea.	E103
30-coverslip rack	ea.	114

## Thermo Scientific Polyacetal Trough/Dish



Thermo Scientific Polyacetal Trough/Dish features a molded black polyacetal trough with close-fitting lid.

- Can be used with alcohol and xylene but not phenol
- Capacity: 170 mL
- Rack with swing handle holds up to 25 microscope slides horizontally; maximum slide size is 76 x 26 mm

Description	Qty.	Order Number
Polyacetal trough	170 mL	E107
Polyacetal rack	25 slides	E99

## Thermo Scientific™ Graduated Stainless Steel Beakers



Thermo Scientific Graduated Stainless Steel Beakers feature inside graduated markings that show milliliters and fluid ounces.

- Constructed of surgical grade stainless steel

Description	Qty.	Order Number
16 oz (470 mL)	ea.	8516
32 oz (470 mL)	ea.	8532



## Thermo Scientific Staining Jars

### Thermo Scientific Coplin Staining Jar



- A heavy, clear glass jar with internal grooves.
- Holds ten slides (76 x 26 mm) back-to-back
- Includes a glass drop-on lid or a plastic screw-on lid

Description	Qty.	Order Number
Drop-on lid	ea.	<b>E94</b>
Screw-on lid	ea.	<b>107</b>

### Thermo Scientific Hellendahl Jar



- A molded, clear glass jar with internal grooves.
- Holds 16 slides back-to-back (vertical orientation)
- Includes flanged, clear glass cover
- Wide-mouthed for easy slide handling; 1.85 x 1.85" (47 x 47 mm) square, flanged top

Description	Qty.	Order Number
Hellendahl jar	ea.	<b>140</b>

### Thermo Scientific Schieferdecker Jar



- A heavy, clear glass jar with internal grooves.
- Holds twenty slides back-to-back (horizontal orientation)
- Includes flanged, clear glass cover

Description	Qty.	Order Number
Schieferdecker jar	ea.	<b>133</b>

### Thermo Scientific Stretton Young Jar

- A molded polypropylene jar with screw fitting lid and grooves to accept 76 x 26 mm slides vertically.

Capacity	Qty.	Order Number
10 slides	ea.	<b>E96</b>

### Thermo Scientific Plastic Coplin Staining Jar



- A microwavable, high-density polyethylene jar with internal grooves.
- Holds ten slides back-to-back
- For general purpose use
- 40 mm diameter; circular, tapered top
- Includes domed, screw-on cap

Description	Qty.	Order Number
Microwavable plastic Coplin staining jar	ea.	<b>194</b>

### Thermo Scientific Columbia Jar

- A glass jar to accept 22 x 22 mm coverslips.
- Low volume requirement (8 mL) makes this suitable for use with costly reagents
- Supplied with plastic screw-on cap

Capacity	Qty.	Order Number
Fits 4 coverslips (8 back-to-back)	ea.	<b>E93</b>

### Thermo Scientific Plastic Spill-Free Slide Jar



- Holds ten slides, one per slot
- 1.4 x 1" (36 x 26 mm) rectangular top with straight body
- Polypropylene construction with internal grooves
- Integral snap-lock lid with reagent-proof lid seal
- Microwavable

Description	Qty.	Order Number
Plastic spill-free slide jar	ea	<b>1001362</b>
Plastic spill-free slide jar	12/pk	<b>1001363</b>
Plastic spill-free slide jar	48/cs	<b>1001361</b>

# Thermo Scientific ClearVue Coverslipper

**Thermo Scientific™ ClearVue™ Coverslipper delivers speed and accuracy in minimum space**

Simply place a basket of slides onto the load rail and close the door – the Thermo Scientific ClearVue coverslipper does the rest. Delivering speed and accuracy to complete the coverslipping workload for the busiest of laboratories, ClearVue accepts pre-loaded coverslip hoppers to deliver a clean, single coverslip consistently every time.

### Compatibility

- Offers compatibility with a variety of stainers to accommodate almost any lab setting
- Accepts slides directly from the Thermo Scientific Gemini and Varistain 24-4, Sakura DRS™ 2000 and Leica™ Auto-Stainer™. Slide baskets from any of these stainers can be loaded onto the ClearVue in a mix or match fashion without making adjustments to the coverslipper

### Specimen Recognition

- Automatically recognizes different types of slide preparations; delivers correct amount of mountant for coverslipping each
- Handles both histology and cytology samples simultaneously without user interaction while still delivering the right amount of mountant

### Load-on-Demand


- Load-on-demand capabilities can manage up to 11 slide baskets at the same time
- Load baskets one at a time or up to five baskets together

### Optical Recognition

- Features unique ability to optically recognize and position slides during the coverslipping process
- Recognizes the position of each slide in a basket, removes each slide with a set of slide grippers and returns every slide while maintaining slide positioning

### User Interface

- Intuitive user interface features a touch screen panel
- Software monitors the type of slide preparation, size and number of slips dispensed, and the number of baskets waiting to be coverslipped



### Safety Features

- System will not operate when any door is open, protecting the user
- Downdraft ventilation protects the user when loading and unloading slide baskets
- Charcoal filter removes any vapors before they can escape the unit
- Removable debris and purge trays make clean up quick and easy
- Battery backup ensures completion of any basket in process during power cut
- Coverslip hoppers provide additional reliability and greater safety – no need to handle and stack large quantities of coverslips

### Physical Specifications

Dimensions: (D x W x H): 22.75 x 25.5 x 19.75"  
(57.5 x 64.5 x 50 cm)

Weight: 110 lbs / 50 kg

Power Requirements: 100-240 V; 50/60 Hz

### Includes

Operator guide (English), operator guide CD (multi-lingual), case of two ClearVue coverslip hoppers; 24 x 40 mm, no.1.5 (1000 slips), set of three ClearVue slide baskets (Gemini-compatible) with black sliders, set of two mountant purge trays, ventilation filter, set of two soft hair brushes, set of three suction cups.

Description	Order Number
ClearVue Coverslipper	A79200001

Accessories	Order Number
Shallow tray for loading baskets	A79210092
Drying stand for five baskets	A79210056
Filter	9990610
Extraction ventilation kit	A79210080
Soft hair brush	P12257
Suction cups (3/pk.)	A79210081
Charcoal filter (6/pk.)	7411258

## Thermo Scientific ClearVue Coverslip Hoppers



- For effortless integration into your laboratory
- Preloaded with 500 or 575 slips each
- No manual handling of glass
- A clean coverslip dispensed each and every time for superior reliability

Coverslip Hoppers	Qty.	Order Number
<b>0.13 x 0.17 mm thick (No. 1)</b>		
24 mm x 40 mm	2 x 575/pk.	A79210165
24 mm x 50 mm	2 x 575/pk.	A79210166
<b>0.16 to 0.19 thick (No. 1.5)</b>		
24 mm x 40 mm	2 x 500/pk.	A79210050
24 mm x 50 mm	2 x 500/pk.	A79210051
24 mm x 55 mm	2 x 500/pk.	A79210052

Recommended mountants	Order Number
ClearVue Mountant, Toluene-based, 1 pint (16 oz) x 2	4211
ClearVue-XYL Mountant, Xylene-based, 1 pint (16 oz) x 2	4212

## Thermo Scientific ClearVue Baskets



- Allow equipment compatibility with a variety of different stainers
- Can be loaded in mix-and-match fashion
- Baskets and hangers sold in sets of five

ClearVue Baskets	Order Number
<b>Baskets and hangers sold in sets of 5.</b>	
Gemini compatible baskets (black sliders)	A79210064
Gemini compatible baskets (white sliders)	A79210065
Varistain 24-4 compatible baskets (black sliders)	A79210069
Varistain 24-4 compatible baskets (white sliders)	A79210070
Leica compatible baskets (black sliders)	A79210072
Leica compatible baskets (white sliders)	A79210073
Sakura DRS 2000 compatible baskets (black sliders)	A79210066
Sakura DRS 2000 compatible baskets (white sliders)	A79210067
Hangers for Sakura DRS 2000 compatible ClearVue baskets	A79210068

For a complete listing of coverslipping consumables see pages 138 - 142



## Thermo Scientific Metal Block and Slide Storage

### Perfectly storing what needs to be stored

The high-quality Thermo Scientific steel cabinets are ideal for the safe storage of microscope slides, slide filing wallets, processing cassettes, blocks and transparencies and are available in two sizes to cater for every conceivable requirement.

- The standard size for floor stacking is available in three colors, Blue, Green and two-tone Grey
- The MINI range, which is ideal for bench top use, is half the depth of the standard cabinet and is only available in two-tone Gray
- The Thermo Scientific™ Colorstack™ cabinets are ideal for color-coding your slides as they are available with ten different color drawer fronts
- All cabinets are completely sealed top and bottom to ensure dust-free storage and have a lip running the full width of both front and rear to ensure secure location when stacking. Each drawer is fitted with stops to prevent their accidental removal, however the drawers can be removed and relocated
- Base stands (available in black only) and colored top covers are available for the cabinets. The base stand comes in a standard type and a heavy duty wheeled base type. The standard base stand raises the cabinets off the ground so that the drawers can be easily opened and the wheeled base stand can be used to mobilize a stack of cabinets
- The number of cabinets that can be stacked is totally dependent on the contents / weight of each cabinet as well as the floor capacity



### Thermo Scientific Blockstore Cabinet




The Blockstore cabinet accepts processing cassettes, embedding rings and unmounted blocks up to 12 x 25 x 30 mm.

- Eight drawers each divided into seven rows 30 mm wide
- Available in three colors, Blue, Green and two-tone Grey
- Available in two sizes, standard and MINI (gray only)

Capacity	Dimensions	Order Number
3000 cassettes	48 x 48 x 27.5 cm	<b>E4322BLUE</b>
3000 cassettes	48 x 48 x 27.5 cm	<b>E4322GREEN</b>
3000 cassettes	48 x 48 x 27.5 cm	<b>E4322GREY</b>
1400 cassettes	48 x 24 x 27.5 cm	<b>E4322MINI</b>

### Thermo Scientific Slide Wallet Filing Cabinet




This cabinet has three drawers for the storage of Slide Wallets (order number E48/5)

- Available in three colors, Blue, Green and two-tone Grey

Capacity	Dimensions	Order Number
1800 slides	48 x 48 x 14 cm	<b>E4310BLUE</b>
1800 slides	48 x 48 x 14 cm	<b>E4310GREEN</b>
1800 slides	48 x 48 x 14 cm	<b>E4310GREY</b>

### Thermo Scientific Fourteen-Drawer Slide Filing Cabinet



The fourteen-drawer cabinet is designed for the storage of 76 x 26 mm microscope slides.

- Available in three colors, blue, green and two-tone gray
- Available in two sizes, standard and MINI (gray only)
- Slides that are not dry can also be stored using a spring spacer to separate them (order number E43/16)

Capacity	Dimensions	Order Number
6000 slides	48 x 48 x 14 cm	<b>E4312BLUE</b>
6000 slides	48 x 48 x 14 cm	<b>E4312GREEN</b>
6000 slides	48 x 48 x 14 cm	<b>E4312GREY</b>
3000 slides	48 x 24 x 14 cm	<b>E4312MINI</b>

### Thermo Scientific Horizontal Slide Filing Cabinets



The Horizontal Cabinet has drawers with polypropylene dividers which are grooved to hold standard 76 x 26 mm slides horizontally.

- Available in three colors, Blue, Green and two-tone Gray
- Available in two sizes, standard and MINI (gray only)

Capacity	Dimensions	Order Number
1230 slides	48 x 48 x 14 cm	<b>E4333BLUE</b>
1230 slides	48 x 48 x 14 cm	<b>E4333GREEN</b>
1230 slides	48 x 48 x 14 cm	<b>E4333GREY</b>
600 slides	48 x 24 x 14 cm	<b>E4333MINI</b>

### Thermo Scientific Seven-Drawer Slide Filing Cabinet



The seven-drawer cabinet can be used for the storage of larger microscope slides (up to 51 mm wide), SuperMega cassettes or cardboard boxes containing wax blocks etc. It may also be used for the storage of photographic transparencies and most grid boxes used in electron microscopy.

- Available in three colors, Blue, Green and two-tone Gray
- Available in two sizes, standard and MINI (gray only)
- Drawers can also take 76 x 26 mm slides if a divider is used (order number E43/21)

Capacity	Dimensions	Order Number
3000 large slides	48 x 48 x 14 cm	<b>E4313BLUE</b>
3000 large slides	48 x 48 x 14 cm	<b>E4313GREEN</b>
3000 large slides	48 x 48 x 14 cm	<b>E4313GREY</b>
1500 large slides	48 x 24 x 14 cm	<b>E4313MINI</b>

### Thermo Scientific Stackable Slide Storage Cabinet



- Holds up to 5,000 standard 75 x 26 mm microscope slides
- Six-cell metal unit is finished in beige baked enamel
- Unit is sold complete with drawers
- Cabinets lock together when stacked
- Metal base (ordered separately) is mounted on four rubber feet to protect bench surfaces and floors

Description	Dimensions	Order Number
Storage cabinet	48.3 x 40 x 12.7 cm	<b>141000</b>
Cabinet base	47.6 x 40 x 7 cm	<b>141001</b>

## Thermo Scientific Colorstack Filing Cabinets











The Thermo Scientific Colorstack cabinets are an innovative addition to the Thermo Scientific cabinet range. These cabinets have colored plastic drawer fronts which make them ideal for the color-coded storage of slides. They have the same dimensions as the traditional metal cabinets which means that they can be stacked with the other full sized cabinets in this section.

### Colorstack Filing Cabinets



Colorstack cabinets have been designed to color-code the storage of 76 x 26 mm slides.

- Available in ten different drawer colors
- Cabinet and drawer bodies are supplied in a cream epoxy-coated metal
- Top covers available in cream to match (order number E43/14C)
- Fit standard base stands (order number E43/15 and E43/15/HDWB)

Color	Dimensions	Capacity	Order Number
	48 x 48 x 14 cm	6000 slides	E4312CAQUA
	48 x 48 x 14 cm	6000 slides	E4312CBLUE
	48 x 48 x 14 cm	6000 slides	E4312CGREEN
	48 x 48 x 14 cm	6000 slides	E4312CGREY
	48 x 48 x 14 cm	6000 slides	E4312CLILAC
	48 x 48 x 14 cm	6000 slides	E4312CORANGE
	48 x 48 x 14 cm	6000 slides	E4312CPINK
	48 x 48 x 14 cm	6000 slides	E4312CTAN
	48 x 48 x 14 cm	6000 slides	E4312CWHITE
	48 x 48 x 14 cm	6000 slides	E4312CYELLOW










Colors are a representation only

### Replacement Drawers and Archiving System




To save time and the need for unnecessary handling of slides, simply replace a full Colorstack drawer with an empty one. The replacement drawers are supplied in sets of 4 in a box designed to be re-used for the long-term storage of full drawers.

- Each box contains a set of four replacement color-coded drawers
- Available in the same ten colors as the Colorstack cabinets

Color	Order Number
	E4312CD/AQUA
	E4312CD/BLUE
	E4312CD/GREEN
	E4312CD/GREY
	E4312CD/LILAC
	E4312CD/ORANGE
	E4312CD/PINK
	E4312CD/TAN
	E4312CD/WHITE
	E4312CD/YELLOW

## Thermo Scientific Top Covers, Stands and Storage Boxes

### Thermo Scientific Top Covers




Metal top covers for the Thermo Scientific Cabinets.

- Enables the cabinet to be used as a work surface
- Available in four colors, Blue, Green, Gray and Cream
- Available in two sizes, standard and MINI (gray only)

Dimensions	Order Number
48 x 48 x 2.5 cm	<b>E4314BLUE</b>
48 x 48 x 2.5 cm	<b>E4314GREEN</b>
48 x 48 x 2.5 cm	<b>E4314GREY</b>
48 x 48 x 2.5 cm	<b>E4314C (Cream)</b>
48 x 24 x 2.5 cm	<b>E43/4MINI</b>

### Standard and Heavy-Duty Wheel Base Stand




Black base stands for the Thermo Scientific Cabinets.

- Standard base available in standard or MINI size
- Wheeled base stand is reinforced with four heavy-duty swivel caster wheels

Base Stand	Cabinet Type	Dimensions	Order Number
Standard	Standard	48 x 48 x 11 cm	<b>E4315</b>
MINI	MINI	48 x 24 x 11 cm	<b>E4314MINI</b>
Heavy-duty Wheel Base Stand	Standard	48 x 48 x 20 cm	<b>E4315/HDWB</b>

## Accessories for Thermo Scientific Storage Cabinets

### Thermo Scientific Spring Spacers



If slides are stored before they are completely dry, the spring spacer will separate them to stop them sticking.

For Cabinet	Qty.	Order Number
E4312Color and E4312C/Color	ea.	<b>E4316</b>
E4313Color	ea.	<b>E4317</b>

### Thermo Scientific Slide Filing Location Slips




These color strips are used to identify the location of a slide that has been removed from a cabinet.

- Available in three colors, White, Pink and Green

Colors	Qty.	Order Number
White	100/pk.	<b>E4325</b>
Pink	100/pk.	<b>E4326</b>
Green	100/pk.	<b>E4327</b>

## Thermo Scientific Slide Filing Wallets



Cardboard wallets to take three standard microscope slides (76 x 26 mm) for use with the Slide Wallet Cabinet.

For Cabinets	Qty.	Order Number
E4310Color	100/pk.	E485

## Thermo Scientific Drawer Dividers

This divider can be used in the seven-drawer filing cabinet so that 76 x 26 mm slides can be stored as well as larger slides etc.

For Cabinet	Qty.	Order Number
E4313Color	ea.	E4321

## Cassette Storage Box



A stainless steel box for the storage of processing cassettes

- Racks to hold approximately 200 cassettes in four rows
- Drop-on lid

Dimensions	Qty.	Order Number
31 x 16 x 5 cm	ea.	E4322/B

## Thermo Scientific Foam Dividers

This divider is used to hold 76 x 26 mm slides upright in the slide drawer.

For Cabinets	Qty.	Order Number
E43/12Color, E43/12MINI and E43/12C/Color	12/pk.	B1000152



## Thermo Scientific Plastic Slide Boxes



Extremely durable plastic slide boxes to store 76 x 26 mm slides.

- Three sizes available – 25, 50 or 100 slide capacity
- Lids separate on the 25 and 50 slide capacity boxes
- 50 capacity slide box has a plastic catch
- 100 capacity slide box has a metal clasp
- Three colors available – white, blue and red
- Cork lined with index card in lid

### Physical Specifications

25-Slide Box: 5.5 x 3.375 x 1.25" (9.5 x 8.6 x 3.3 cm)

50-Slide Box: 8.25 x 3.375 x 1.25" (21 x 8.6 x 3.3 cm)

100-Slide Box: 8.25 x 6.375 x 1.25" (21 x 16 x 3.3 cm)

Description	Qty.	Order Number
<b>25-Slide Box</b>		
White	ea.	<b>B1780</b>
Red	ea.	<b>B1781</b>
Blue	ea.	<b>B1782</b>
<b>50-Slide Box</b>		
White	ea.	<b>B1783</b>
Red	ea.	<b>B1784</b>
Blue	ea.	<b>B1785</b>
<b>100-Slide Box</b>		
White	ea.	<b>B1786</b>
Red	ea.	<b>B1787</b>
Blue	ea.	<b>B1788</b>

## Thermo Scientific Slide File Storage System



- Holds 3 x 1" (75 x 26 mm) slides
- Stores up to 100 slides (one per slot), 200 slides (two per slot), or 400 slides (slide tray removed)
- Transparent hinged cover
- Numbered slots for easy identification
- Stackable for space-efficient storage

Description	Qty.	Order Number
Blue	ea.	<b>B1000700BL</b>
Green	ea.	<b>B1000700GR</b>
Pink	ea.	<b>B1000700PK</b>
White	ea.	<b>B1000700WH</b>
Yellow	ea.	<b>B1000700YW</b>

## Thermo Scientific Slide Storage Box



- 100 slide capacity
- Plastic construction
- Indexed to aid in retrieval of stored slides

Description	Qty.	Order Number
Plastic slide storage box	ea.	<b>58299</b>

## Thermo Scientific Slide Trays, Mailers, Envelopes, Folders

### Path Tray



Thermo Scientific Path Tray handles slide, blocks and paperwork with a single system

- Increase efficiency
- Eliminates slides sticking to folders

Description	Qty.	Order Number
20 slide tray	5/cs.	<b>ML9443</b>
Block tray	5/cs.	<b>ML9444</b>
Block combo tray	5/cs.	<b>ML9445</b>
Slide tray cover	5/cs.	<b>ML9442</b>

### Microscope Slide Tray – Holds 240 slides



- Heavy-gauge steel finished in glossy gray enamel
- Aluminum slide holders have permanent numbers

#### Tray 1210


- Holds 3 x 1" (75 x 26 mm) slides
- Fits cabinets 12001 and 12003
- (D x W x H): 12.25 x 11 x 1.375" (31.1 x 29.9 x 3.85 cm)

#### Tray 1212

- Holds 3 x 2" (75 x 50 mm) slides
- Fits cabinet 12003
- (D x W x H): 12 x 11 x 2.375" (31.1 x 29.9 x 6 cm)

Description	Qty.	Order Number
For cabinet 12001 / 12003	ea.	<b>1210</b>
For cabinet 12003	ea.	<b>1212</b>

### Plastic Slide Folders



Thermo Scientific Plastic slide folders available for the easy color-coding of 76 x 26 mm slides.

- 20 slide capacity
- Available in five colors
- Stackable with transparent cover

Description	Qty.	Order Number
Blue	10/cs.	<b>B1001200BL</b>
Green	10/cs.	<b>B1001200GR</b>
Gray	10/cs.	<b>B1001200GY</b>
White	10/cs.	<b>B1001200WH</b>
Yellow	10/cs.	<b>B1001200YW</b>

### Slide Holder




Thermo Scientific Slide Holder is made of high-density polyethylene that will not swell, warp or crack.

- Can be used in microwaves and drying ovens
- Dimensions: (W x H): 4 x 6 (10 x 25 cm)

Description	Qty.	Order Number
Slide holder	5/cs.	<b>SH460</b>

## Mailer and Folder



Thermo Scientific Slide Mailer, Storage Box and Folder is designed to hold 20 slides.

### Slide Mailer

- Cardboard construction
- Holds two 3 x 1" (76 x 25 mm) microscope slides
- (W x H) 3.125 x 4" (79 x 102 mm) configuration conforms to U.S. Postal regulations
- Cut-out windows allow viewing of patient identification
- Each box holds 30 mailers
- Sold 24/box; 30 boxes per case

### Slide Folder

- Plastic construction
- See-through flaps eliminate need to open the folder when searching for slides
- Easy-to-clean

Description	Qty.	Order Number
Slide mailer	24/box	2500
Slide folder w/window	ea.	58308

## Slide Mailer and Envelope

Thermo Scientific Slide Mailers and Envelopes are available in plastic or cardboard.



- Plastic mailer holds five slides in a single-piece design with built-in slide separators and a hinged, tight-fitting lid
- Cardboard mailer holds two slides

Description	Qty.	Order Number
Plastic	12/Pk.	125
Cardboard slide mailer w/o window	12/Pk.	3787

## Cardboard Slide Folders



Thermo Scientific Cardboard Slide Folders are made of heavy, reinforced cardboard.

- Hold 3 x 1" (76 x 26 mm) microscope slides
- Available in two capacities

### Physical specifications

20-slide folder (closed): (W x H): 8 x 13.5" (20. x 34.3 cm)

30-slide folder: (W x H): 10.125 x 13.5" (28. x 34.3 cm)

Description	Qty.	Order Number
20-slide folder	ea.	1604
30-slide folder	ea.	1606
48-slide folder	ea.	1607

## Block Filing Cabinet



Thermo Scientific Cardboard Block Filing Cabinets provide convenient, inexpensive storage.

- Contains two drawers with plastic divider trays
- Total capacity of 530 blocks

Description	Qty.	Order Number
Cardboard block filing cabinet	ea.	160501

# Thermo Scientific Signature Series

The most trusted name in Histology



## Reliable quality you can count on.

For over 25 years, Thermo Scientific™ Signature Series™ has been chosen by leading labs to help create slides with superior cellular definition. We constantly improve our manufacturing processes in order to deliver the most reliable and consistent product quality.



### Highest Quality Raw Materials

- We utilize certified dyes and reagents (Biological Stain Commission and American Chemical Society) to ensure consistent and reliable quality
- The largest selection of packaging options means we have the right solution for your shipping and storage needs

### Proprietary Formulas and Manufacturing Processes

- Advanced manufacturing techniques extend product life and performance
- ISO certified facility (13485:2003), provides independent validation of good manufacturing practices

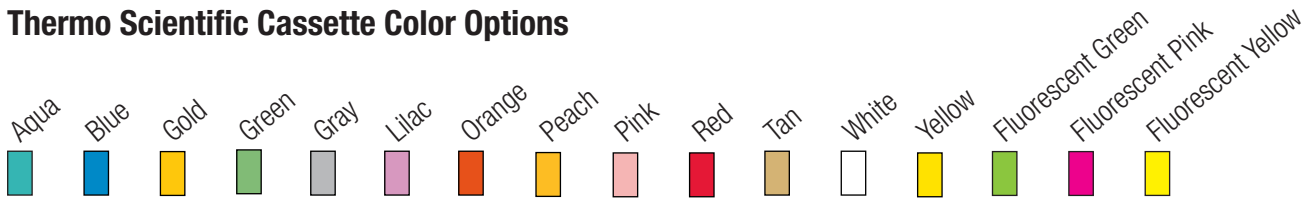
### Strict Quality Assurance Processes

- Certified histologists and chemists conduct performance testing to ensure product quality
- Automated testing, such as UV-VIS, gas chromatography and HPLC is employed to validate batch to batch uniformity

## Thermo Scientific Cassettes

Thermo Scientific range of high-quality cassettes available loose or in tubes

### Thermo Scientific Cassette Color Options



### Thermo Scientific™ TissueLoc™ Tissue Cassette (Cassette IV)



- Pore style – Slotted
- Used for routine specimens
- Writing face is flat 45° angle
- Lid hinges at the back with secure locking action
- Large tab for easy opening

### Thermo Scientific TissueLoc Biopsy Cassette (Cassette IV)














- Pore style – Small squares
- Used for biopsy specimens
- Writing face is flat 45° angle
- Lid hinges at the back with secure locking action
- Large tab for easy opening

Order Number <i>(1000 Cassettes)</i>	Color	Order Number <i>(10 tubes x 75)</i>
58962		41730-T
58955		41721-T
58957		41723-T
58961		41727-T
58964		41728-T
58960		41729-T
58958		41724-T
58959		41725-T
58963		41726-T
58954		41720-T
58956		41722-T
–		41733-T
–		41731-T
–		41732-T

Order Number <i>(500 Cassettes)</i>	Color	Order Number <i>(10 tubes x 75)</i>
58925		41760-T
58931		41751-T
58932		41753-T
58935		41757-T
58926		41758-T
58934		41759-T
58928		41754-T
58929		41755-T
58930		41750-T
58933		41752-T
–		41763-T
–		41761-T
–		41762-T

Thermo Scientific TissueLoc Cassettes Separate Lids and Base












Order Number Lids <i>(3,000/cs.)</i>	Color	Order Number Base <i>(3,000/cs.)</i>
58973		58984
58966		58977
58968		58979
58972		58983
58975		58986
58971		58982

Order Number Lids <i>(3,000/cs.)</i>	Color	Order Number Base <i>(3,000/cs.)</i>
58969		58980
58970		58981
58965		58976
58967		58978
58974		58985

Thermo Scientific™ HistoScreen™ Cassette














- Pore style – Mesh
- Mesh inserts to protect very small biopsy specimens
- Eliminates the need for sponges or biopsy bags
- Writing face is flat 45° angle
- Lid hinges at the back with secure locking action
- Large tab for easy opening

Order Number <i>(1,000 Cassettes)</i>	Color	Order Number <i>(10 tubes x 75)</i>
C-1000-AQ		C-750-AQ
C-1000-BL		C-750-BL
C-1000-GR		C-750-GR
C-1000-GY		C-750-GY
C-1000-LI		C-750-LI
C-1000-OR		C-750-OR
C-1000-PK		C-750-PK
C-1000-RD		C-750-RD
C-1000-TN		C-750-TN
C-1000-WH		C-750-WH
C-1000-YW		C-750-YW


Thermo Scientific™ Slimsette™ Embedding Cassette



- Pore style – Slotted
- Used for routine specimens
- Writing face is flat 45° angle
- Cassette supplied with same color lid attached and closed

Color	Order Number <i>(10 tubes x 75)</i>
	B1000736AQ
	B1000736BL
	B1000736GR
	B1000736GY
	B1000736LI
	B1000736OR
	B1000736PE
	B1000736PK
	B1000736TN
	B1000736WH
	B1000736YW


## Thermo Scientific Slimsette Biopsy Cassette



- Pore style – Small square
- Used for biopsy specimens
- Writing face is flat 45° angle
- Cassette supplied with same color lid attached and closed

Color	Order Number <i>(10 tubes x 75)</i>
	B1000737AQ
	B1000737BL
	B1000737GR
	B1000737GY
	B1000737LI
	B1000737OR
	B1000737PE
	B1000737PK
	B1000737TN
	B1000737WH
	B1000737YW

## Thermo Scientific™ Slimsette Micromesh™ Cassette



- Pore style – Small holes (0.36 mm)
- Used for very small biopsy specimens
- Writing face is flat 45° angle
- Cassette supplied with same color lid attached and closed

Order Number <i>(1000 Cassettes)</i>	Color	Order Number <i>(10 tubes x 75)</i>
B1000735AQ		B1000734AQ
B1000735BL		B1000734BL
B1000735GR		B1000734GR
B1000735GY		B1000734GY
B1000735LI		B1000734LI
B1000735OR		B1000734OR
B1000735PE		B1000734PE
B1000735PK		B1000734PK
B1000735TN		B1000734TN
B1000735WH		B1000734WH
B1000735YW		B1000734YW




### Thermo Scientific™ MicroSette™ Biopsy Cassette



- Pore style – Small holes of 0.36 mm
- Used for very small biopsy specimens
- Writing face is flat 45° angle
- Locking lid attached by two hinges to open from front to back

Order Number <i>(1000 Cassettes)</i>	Color	Order Number <i>(10 tubes x 75)</i>
B1000733AQ		B1000731AQ
B1000733BL		B1000731BL
B1000733GR		B1000731GR
B1000733GY		B1000731GY
B1000733LI		B1000731LI
B1000733OR		B1000731OR
B1000733PE		B1000731PE
B1000733PK		B1000731PK
B1000733TN		B1000731TN
B1000733WH		B1000731WH
B1000733YW		B1000731YW

### Thermo Scientific Cassette II Embedding



- Pore style – Slotted
- Used for routine specimen
- Writing face is flat 45° angle
- Locking lid attached by two hinges to open from front to back

Order Number <i>(500 Cassettes)</i>	Color	Order Number <i>(10 tubes x 75)</i>
1001051		B1000729AQ
1001057		B1000729BL
1001059		B1000729GR
1001054		B1000729GY
1001053		B1000729LI
1001052		B1000729OR
1001056		B1000729PE
1001060		B1000729PK
1001055		B1000729TN
1001061		B1000729WH
1001058		B1000729YW
–		B1000729FYW
–		B1000729FGR
–		B1000729FPK

## Thermo Scientific Cassette II Biopsy



- Pore style – Small square
- Used for biopsy specimens
- Writing face is flat 45° angle
- Locking lid attached by two hinges to open from front to back

Order Number <i>(500 Cassettes)</i>	Color	Order Number <i>(10 tubes x 75)</i>
1001107		B1000730AQ
1001101		B1000730BL
1001099		B1000730GR
1001104		B1000730GY
1001105		B1000730LI
1001106		B1000730OR
1001102		B1000730PE
1001198		B1000730PK
1001103		B1000730TN
1001197		B1000730WH
1001100		B1000730YW
–		B1000730FYW
–		B1000730FGR
–		B1000730FPK


## Thermo Scientific Shandon Embedding Cassette














- Pore style – Round holes
- Used for standard specimen
- Uses stainless-steel lids (No. 1001003 - 25/pk)

Order Number <i>(500 Cassettes)</i>	Color	Order Number <i>(10 tubes x 75)</i>
B1003500AQ		B1000732AQ
B1003500BL		B1000732BL
B1003500GR		B1000732GR
B1003500GY		B1000732GY
B1003500LI		B1000732LI
B1003500OR		B1000732OR
B1003500PE		B1000732PE
B1003500PK		B1000732PK
B1003500TN		B1000732TN
B1003500WH		B1000732WH
B1003500YW		B1000732YW

**Thermo Scientific Shandon Biopsy Cassette I**














- Pore style – Small square
- Used for biopsy specimens
- Not for use in automatic labelers
- Locking lid attached by two hinges
- Writing face is flat 30° angle

Color	Order Number <i>(500 Cassettes)</i>
	1001096
	1001091
	1000969
	1000971
	1001094
	1001095
	1001092
	1001090
	1001093
	1000968
	1000970

**Thermo Scientific Shandon Tissue Cassette I**













- Pore style – Slotted
- Used for routine specimens
- Not for use in automatic labelers
- Locking lid attached by two hinges
- Writing face is flat 30° angle

Color	Order Number <i>(500 Cassettes)</i>
	1000967
	1000961
	1000959
	1000964
	1000965
	1000966
	1000962
	1000958
	1000963
	1000957
	1000960


**Thermo Scientific™ Uni-Cassette™**





- Pore style – Slotted
- Used for biopsy specimens
- Writing face is a flat 45° angle
- Lids are included but are not attached

Color	Order Number <i>(500 Cassettes)</i>
	9996493
	9996424
	9996423
	9996494
	9996491
	9996492
	9996422
	9996490
	9996420
	9996421

**Thermo Scientific Mega Cassette**








- Pore style – Slotted
- Disposable plastic cassettes feature a large compartment of 72 x 52 x 17 mm
- Suitable for processing and embedding large blocks, whole organs or small animals

Color	Order Number <i>(100 Cassettes)</i>
	E10SM/GREEN
	E10SM/WHITE

**Thermo Scientific Embedding Ring**

The embedding rings securely holds the tissue sample for sectioning, allowing identification of sample while in storage. It is made of high-impact polystyrene. The ring fits well in microtome chuck adapters.

Color	Order Number <i>(250 Cassettes)</i>
	1000956
	1000954
	1000953
	1000952
	1000955



## Thermo Scientific Embedding Cassette

- Pore style – Round holes
- Used for routine specimens
- Supplied with or without white lids (not fitted)



Embedding Cassette	Color	Tube (Cassettes Only)	Tube (Cassettes & Lids)	Case (Cassettes Only)	Combi Case (Cassettes & Lids)
	Aqua	A84210010	A84210100	A84210040	A84210070
	Blue	A84210011	A84210101	A84210041	A84210071
	Green	A84210012	A84210102	A84210042	A84210072
	Grey	A84210013	A84210103	A84210043	A84210073
	Lilac	A84210014	A84210104	A84210044	A84210074
	Orange	A84210015	A84210105	A84210045	A84210075
	Pink	A84210016	A84210106	A84210046	A84210076
	Tan	A84210017	A84210107	A84210047	A84210077
	White	A84210018	A84210108	A84210048	A84210078
	Yellow	A84210019	A84210109	A84210049	A84210079

## Thermo Scientific Biopsy Cassette

- Pore style – Small squares
- Used for biopsy specimens
- Compatible with automatic labelers
- Writing face is a flat 45° angle
- Lids are included but are not attached



Biopsy Cassette	Color	Tube (Cassettes Only)	Tube (Cassettes & Lids)	Case (Cassettes Only)	Combi Case (Cassettes & Lids)
	Aqua	A84210020	A84210110	A84210050	A84210080
	Blue	A84210021	A84210111	A84210051	A84210081
	Green	A84210022	A84210112	A84210052	A84210082
	Grey	A84210023	A84210113	A84210053	A84210083
	Lilac	A84210024	A84210114	A84210054	A84210084
	Orange	A84210025	A84210115	A84210055	A84210085
	Pink	A84210026	A84210116	A84210056	A84210086
	Tan	A84210027	A84210117	A84210057	A84210087
	White	A84210028	A84210118	A84210058	A84210088
	Yellow	A84210029	A84210119	A84210059	A84210089

### Thermo Scientific Slotted Cassette

- Pore style – Slotted
- Used for routine specimens
- Slotted cassette for enhanced solvent fluid exchange
- Compatible with automatic labelers
- Writing face is a flat 45° angle
- Lids are included but are not attached



Slotted Cassette	Color	Tube (Cassettes Only)	Tube (Cassettes & Lids)	Case (Cassettes Only)	Combi Case (Cassettes & Lids)
	Aqua	A84210030	A84210120	A84210060	A84210090
	Blue	A84210031	A84210121	A84210061	A84210091
	Green	A84210032	A84210122	A84210062	A84210092
	Grey	A84210033	A84210123	A84210063	A84210093
	Lilac	A84210034	A84210124	A84210064	A84210094
	Orange	A84210035	A84210125	A84210065	A84210095
	Pink	A84210036	A84210126	A84210066	A84210096
	Tan	A84210037	A84210127	A84210067	A84210097
	White	A84210038	A84210128	A84210068	A84210098
	Yellow	A84210039	A84210129	A84210069	A84210099

**PrintMate cassettes should only be used with the approved and tested lids listed below:**

*Note: Specimen security can only be guaranteed when these lids are used*

Tube Qty	1,500 (20 Tubes X 75 Cassettes)
Tube w/Lids Qty	3,000 (40 Tubes X 75 Cassettes and 3,000 Lids)
Case Qty	1,000 Loose Cassettes
Combi Qty	1,000 Loose (1,000 Cassettes and 1,000 Lids)

Embedding Lids, White (Pk. of 1,000)	E10/Lid
Biopsy Lids, White (Pk. of 1,000)	E10/B/Lid
Slotted Lids, White (Pk. of 1,000)	E10/S/Lid
Stainless Steel Cassette Lid (Pk. of 25)	1001003

## Thermo Scientific Microscope Slides

### Thermo Scientific™ Colorfrost™ Slides



- Available in a wide variety of colors to ease identification
- Resistant to commonly used laboratory solvents
- 76 x 26 mm, 1.0 to 1.2 mm thick; ground edges

Description	Qty.	Order Number
White	1440/cs.	<b>4445</b>
Blue	1440/cs.	<b>4446</b>
Green	1440/cs.	<b>4450</b>
Pink	1440/cs.	<b>4451</b>
Yellow	1440/cs.	<b>4447</b>
Burnt orange	1440/cs.	<b>4448</b>
Lavender	1440/cs.	<b>4444</b>
Tan	1440/cs.	<b>4440</b>
Aqua	1440/cs.	<b>4441</b>
Gold	1440/cs.	<b>4442</b>
Red	1440/cs.	<b>4443</b>

### Thermo Scientific Colorfrost Plus Slides



- Positively charged microscope slides improve cellular adhesion
- Electrostatically attract tissue sections and cytology preparations, binding them to the slide
- Eliminate the need for special adhesives or protein coatings

Description	Qty.	Order Number
White	144/pk.	<b>6776214</b>
White	1440/cs.	<b>6776214CS</b>
Blue	100/box	<b>9991001</b>
Yellow	100/box	<b>9991002</b>
Green	100/box	<b>9991003</b>
Pink	100/box	<b>9991004</b>
Lavender	100/box	<b>9991009</b>
Burnt orange	100/box	<b>9991011</b>
Tan	100/box	<b>9991012</b>
Aqua	100/box	<b>9991013</b>
Gold	100/box	<b>9991014</b>
Red	100/box	<b>9991015</b>

### Thermo Scientific™ Polysine™ Slides



- Provide superior cell and tissue adhesion
- Polysine places an advanced permanent adhesive on the microscope slide
- Built-in chemicals electro-statically and chemically attract

Description	Qty.	Order Number
White	144/pk.	<b>6776215</b>
White	1440/cs.	<b>6776215CS</b>
Blue	144/pk.	<b>6776216</b>
Blue	1440/cs.	<b>6776216CS</b>

### Thermo Scientific™ Super Up-Rite™ and Bond-Rite Slides



- Available in five colors for easy identification
- Manufactured with the finest optical quality white glass
- Bond-Rite slides are specially treated to optimize adhesion of the tissue to the slide

Description	Qty.	Order Number
Plain	1440/cs.	<b>4700</b>
Super Up-Rite - White	1440/cs.	<b>4430</b>
Super Up-Rite - Blue	1440/cs.	<b>4431</b>
Super Up-Rite - Green	1440/cs.	<b>4432</b>
Super Up-Rite - Pink	1440/cs.	<b>4433</b>
Super Up-Rite - Yellow	1440/cs.	<b>4434</b>
Bond-Rite - White	1440/cs.	<b>4430B</b>
Bond-Rite - Blue	1440/cs.	<b>4431B</b>
Bond-Rite - Green	1440/cs.	<b>4432B</b>
Bond-Rite - Pink	1440/cs.	<b>4433B</b>
Bond-Rite - Yellow	1440/cs.	<b>4434B</b>

### Thermo Scientific Multi-Spot Slides



- Wells are surrounded by a chemical and water-resistant PTFE coating
- Coating enables the slides to be washed several times for re-use

Description	Qty.	Order Number
6 mm wells	100/box	9991090
9 mm wells	100/box	9991095

### Thermo Scientific Slide Preparation Excell Microscope Adhesion Slides

- Excell slides have a hydrophilic surface for superior wettability
- Recommended for automated staining procedures that require high pH antigen retrieval solutions
- 5 colors for easy identification
- Eliminate sticking and reduce waste

Description	Qty.	Case Size	Order Number
White	144/pk.	10 pks/cs	4941
Blue	144/pk.	10 pks/cs	5941
Green	144/pk.	10 pks/cs	6941
Pink	144/pk.	10 pks/cs	7941
Yellow	144/pk.	10 pks/cs	8941

### Thermo Scientific Richard-Allan Scientific Pre-Coated Slides

Description	Qty.	Order Number
Poly-L-Lysine Slides	72/box	47100

### Thermo Scientific ColorMark Slides

Thermo Scientific™ ColorMark™ Slides are designed for use with the Thermo Scientific™ Shandon™ MicroWriter™ Slide Labeler.



Description	Qty.	Order Number
Blue	144/pk.	B9992000BL
Blue	1440/cs.	B9992000BLCS
Green	144/pk.	B9992000GR
Green	1440/cs.	B9992000GRCS
Pink	144/pk.	B9992000PK
Pink	1440/cs.	B9992000PKCS
Yellow	144/pk.	B9992000YW
Yellow	1440/cs.	B9992000YWCS
Burnt Orange	144/pk.	B9992000BO
Burnt Orange	1440/cs.	B9992000BOCS
Lavender	144/pk.	B9992000LV
Lavender	1440/cs.	B9992000LVCS
Tan	144/pk.	B9992000TN
Tan	1440/cs.	B9992000TNCS
Aqua	144/pk.	B9992000AQ
Aqua	1440/cs.	B9992000AQCS
Gold	144/pk.	B9992000GL
Gold	1440/cs.	B9992000GLCS
Strawberry Red	144/pk.	B9992000RD
Strawberry Rd	1440/cs.	B9992000RDCS
White	144/pk.	B9992000
White	1440/cs.	B9992000CS

#### ColorFrost™ End Contrasting Color

Tan	Black
Gold	Black
Green	Dark Green
Pink	Dark Pink
Aqua	Black
Yellow	Dark Pink
Blue	Dark Blue
Lavender	Black
Burnt Orange	Black
Red	Black
White	Black

### Thermo Scientific ColorMark Plus Slides

Thermo Scientific ColorMark Plus Slides are positively charged to improve cellular adhesion.

Description	Qty.	Order Number
Aqua	144/pk.	B9992010AQ
Aqua	1440/cs.	B9992010AQCS
Blue	144/pk.	B9992010BL
Blue	1440/cs.	B9992010BLCS
Burnt Orange	144/pk.	B9992010BO
Burnt Orange	1440/cs.	B9992010BOCS
Gold	144/pk.	B9992010GL
Gold	1440/cs.	B9992010GLCS
Green	144/pk.	BB9992010GR
Green	1440/cs.	B9992010GRCS
Lavender	144/pk.	BB9992010LV
Lavender	1440/cs.	BB9992010LVCS
Pink	144/pk.	B9992010PK
Pink	1440/cs.	B9992010PKCS
Strawberry Red	144/pk.	B9992010RD
Strawberry Red	1440/cs.	B9992010RDCS
Tan	144/pk.	B9992010TN
Tan	1440/cs.	B9992010TNCS
White	144/pk.	B9992010
White	1440/cs.	B9992010CS
Yellow	144/pk.	B9992010YW
Yellow	1440/cs.	B9992010YWCS

ColorFrost™ End	Contrasting Color
Tan	Black
Gold	Black
Green	Dark Green
Pink	Dark Pink
Aqua	Black
Yellow	Dark Pink
Blue	Dark Blue
Lavender	Black
Burnt Orange	Black
Red	Black
White	Black

### Thermo Scientific Mark-It Tissue Marking Dyes



Thermo Scientific™ Richard-Allan Scientific™ Mark-It™ Tissue Marking Dyes are used for tissue margin identification.

- Permanent dyes that maintain their original brilliance during routine tissue processing cycles
- Can be used on fresh or formalin-fixed tissues

#### Uses include:

- Marking surgical margins
- Identifying serial segments of large tissues to ensure proper orientation and embedding
- Maintaining proper tissue orientation for Mohs surgery specimens
- Identification of multiple pieces of tissues processed in the same cassette

Description	Qty.	Order Number
Kit*	ea.	5000
Black dye, 2 oz (59 mL)	ea.	5000BK
Blue dye, 2 oz (59 mL)	ea.	5000BL
Green dye, 2 oz (59 mL)	ea.	5000G
Orange dye, 2 oz (59 mL)	ea.	5000O
Red dye, 2 oz (59 mL)	ea.	5000R
Yellow dye, 2 oz (59 mL)	ea.	5000Y
Applicator Sticks	864	5001

#### \* Kit includes:

One base, one of each 2 oz of the six color dyes and applicator sticks.



### Thermo Scientific Shandon Marking Dyes



Thermo Scientific™ Shandon™ Scientific Tissue Marking Dyes permanently mark the margins of excised surgical specimens for exact orientation.

- Special binding pigment evenly coats the tissue without penetrating tissue surface
- Does not interfere with diagnostic interpretation because colors are not similar to standard histopathology dyes
- Quick-drying and easy-to-use decreases time factor in urgent frozen sectioning

#### Ordering Information:

Available individually or as a kit (includes one bottle each of black, blue, yellow, red and green; 50 applicator sticks; storage base).

Description	Qty.	Order Number
Kit	ea.	3120123
Black dye, 1.9 oz (56 mL)	ea.	3120125
Blue dye, 1.9 oz (56 mL)	ea.	3120124
Green dye, 1.9 oz (56 mL)	ea.	3120128
Red dye, 1.9 oz (56 mL)	ea.	3120127
Yellow dye, 1.9 oz (56 mL)	ea.	3120126

### Thermo Scientific Poly-L-Lysine Solution

Poly-L-Lysine solution is packaged for easy dilution.

Description	Qty.	Order Number
125 mL	ea.	86010

### Thermo Scientific™ Secureline™ Marker II



- These permanent, non-toxic pens write on plastic tissue cassettes, painted or frosted-end microscope slides, ceramics, vinyl, porcelain, metal and Mylar®.
- Ink dries quickly, will not run or smear and resists alcohol and xylene
- Fine point gives a thin, easy-to-read line

Description	Qty.	Order Number
Secureline Marker II, Black	ea.	1451

### Thermo Scientific Slide Markers



- High-quality, durable marking pen for cassettes and microscope slides
- Ink is solvent-resistant during both processing and staining
- Available with black ink, ten pens per package

Description	Qty.	Order Number
Marking pen, black	10/box	2000

### Thermo Scientific Diamond Point Marker



- Writes indelibly on glass
- Mounted in aluminum pencil
- 5" (12.7 cm)

Description	Qty.	Order Number
Diamond-point marker	ea.	750

### Thermo Scientific Richard-Allan Scientific Tissue Section Adhesive

Thermo Scientific Richard-Allan Scientific Tissue Section Adhesive is pre-mixed and ready-to-use; adhesive will not interfere with staining reactions.

- Use in the water bath to increase the affinity of the tissue for the slide
- Does not create background residue
- Improves adhesion for techniques utilizing heat

Description	Qty.	Order Number
500 mL	ea.	86014

## Thermo Scientific Biopsy Bags



Thermo Scientific Biopsy Bags are high-quality biopsy bags which allows unrestricted fluid movement around tissue.

- Three types of biopsy bag available - original white nylon, white acid resistant and blue nylon bag
- The blue bag offers improved visibility of specimens
- Reduce risk of small specimen loss
- Reduce reagent carry-over and pressure artifact often found with sponges
- Peel-open bag conveniently exposes specimen for rapid removal
- Acid resistant biopsy bags feature all the benefits of nylon biopsy bags, plus offer acid-resistance for decalcification

### Physical Specifications

Small: 1.2 x 1.7" (31 x 43 mm)

Medium: 1.8 x 2.6" (45 x 65 mm)

Large: 3 x 3.5" (75 x 85 mm)

Description	Qty.	Order Number
<b>Blue nylon biopsy bag, mono-filament, hydrophilic coated</b>		
Medium	1000/cs.	<b>6774009</b>
Small	1000/cs.	<b>6774010</b>
Large	500/cs.	<b>6774011</b>
Medium	200/cs.	<b>6774012</b>
Medium	500/cs.	<b>6774013</b>
Small	200/cs.	<b>6774014</b>
Small	500/cs.	<b>6774015</b>
<b>White nylon biopsy bag, woven</b>		
Medium	1000/cs.	<b>6774019</b>
Small	1000/cs.	<b>6774022</b>
Large	500/cs.	<b>6774024</b>
Medium	200/cs.	<b>6774017</b>
Medium	500/cs.	<b>6774018</b>
Small	200/cs.	<b>6774020</b>
Small	500/cs.	<b>6774021</b>
<b>White acid resistant bag, woven</b>		
Medium	250/cs.	<b>6774050</b>
Small	250/cs.	<b>6774051</b>
Large	250/cs.	<b>6774052</b>
Medium	1000/cs.	<b>6774053</b>
Small	1000/cs.	<b>6774054</b>

## Thermo Scientific Sponges



Thermo Scientific Foam Sponges help to protect small biopsies from over-processing.

- Blue sponges available as rectangles

Description	Qty.	Order Number
Rectangular; 25 x 31 mm	100/pk.	<b>8453</b>

# Thermo Scientific Richard-Allan Scientific Specimen Collection and Grossing

## Thermo Scientific STS Specimen Transportation System



The Thermo Scientific™ Richard-Allan Scientific™ Specimen Transportation System (STS™) provides safe, cost-effective transportation, storage and retrieval of pathology specimens.

- Prefilled containers are filled with the highest quality 10% Neutral Buffered Formalin (NBF) or Zinc Formalin
- Patented Thermo Scientific™ Bio-Tite™ closure system is dual-threaded, making it virtually impossible to cross-thread and minimizing leakage
- All prefilled containers are labeled with highly visible, bright yellow labels for instant identification to minimize health risks
- Label provides a space for patient information
- Each prefilled container is marked with a lot code and expiration date
- Prefilled containers comply with all updated federal and state OSHA requirements
- Unique Signature Series tray packaging allows for easy distribution and transportation of containers
- Non-sterile

### Ordering Information:

Clear polystyrene and polypropylene containers have screw-top lids whereas the opaque polyethylene containers have snap-top lids. Dry containers available separately.

Description	Qty.	Order Number
<b>Signature Series Prefilled Containers, 10% NBF</b>		
15 mL Clear polystyrene	384/cs. (6 trays)	<b>53151</b>
30 mL Clear polystyrene	216/cs. (6 trays)	<b>53301</b>
60 mL Clear polystyrene	150/cs. (6 trays)	<b>53601</b>
90 mL Clear polystyrene	125/cs. (5 trays)	<b>53901</b>
120 mL Clear polystyrene	100/cs. (4 trays)	<b>531201</b>
180 mL Clear polypropylene	64/cs. (4 trays)	<b>531801</b>
480 mL Clear polypropylene	27/cs. (3 trays)	<b>534801</b>
20 mL Clear polypropylene Bio-Tite	382/cs. (6 trays)	<b>56201</b>
40 mL Clear polypropylene Bio-Tite	216/cs. (6 trays)	<b>56401</b>
60 mL Clear polypropylene Bio-Tite	144/cs. (6 trays)	<b>56601</b>
90 mL Clear polypropylene Bio-Tite	100/cs. (5 trays)	<b>56901</b>
120 mL Clear polypropylene Bio-Tite	90/cs.	<b>591201</b>
<b>Prefilled Containers, 10% NBF</b>		
90 mL Clear polypropylene Bio-Tite	100/cs.	<b>56901A</b>
20 mL Clear polypropylene Bio-Tite	192/cs.	<b>59201</b>
40 mL Clear polypropylene	168/cs.	<b>59401</b>
90 mL Clear polypropylene Bio-Tite	100/cs. (5 trays)	<b>56901</b>
90 mL Clear polypropylene Bio-Tite	120/cs.	<b>59901</b>
180 mL Clear polypropylene	50/cs.	<b>591801</b>
480 mL Clear polypropylene	24/cs.	<b>594801</b>
960 mL Clear polypropylene	12/cs.	<b>599601</b>

Description	Qty.	Order Number
<b>Prefilled Containers, Buffered Zinc Formalin</b>		
180 mL Clear polypropylene	50/cs.	<b>591801ZF</b>
480 mL Clear polypropylene	24/cs.	<b>594801ZF</b>
960 mL Clear polypropylene	12/cs.	<b>599601ZF</b>
20 mL Clear polypropylene Bio-Tite	192/cs.	<b>59201ZF</b>
40 mL Clear polypropylene Bio-Tite	168/cs.	<b>59401ZF</b>
60 mL Clear polypropylene Bio-Tite	126/cs.	<b>59601ZF</b>
90 mL Clear polypropylene Bio-Tite	90/cs.	<b>59901ZF</b>
120 mL Clear polypropylene Bio-Tite	120/cs.	<b>591201ZF</b>
<b>Handi-Pack Containers, 10% NBF</b>		
20 mL Polypropylene	192/cs.	<b>51201</b>
40 mL Polypropylene	96/cs.	<b>51401</b>
60 mL Polypropylene	96/cs.	<b>51601</b>
90 mL Polypropylene	96/cs.	<b>51901</b>
120 mL Polypropylene; Prefilled 10% NBF	96/cs.	<b>511201</b>
<b>Prefilled Dermatology Containers, 10% NBF</b>		
7 mL Polypropylene vial	192/cs.	<b>HT03-50</b>

*Size listed is container size. Fixative level is approximately two-thirds of the jar size.*

*Exception of 7 mL and 15 mL jar sizes are prefilled to half.*

### Formalin Warning Labels

Description	Qty.	Order Number
Small 4.25 x 4.25 x 1.25"	500/roll	<b>4090</b>
Large 5 x 4.75 x 1.75"	500/roll	<b>4091</b>

Description	Qty.	Order Number
<b>Dry Containers, Unassembled, Unlabeled, Bulk Pack</b>		
15 mL Clear polystyrene	384/cs.	<b>53152</b>
30 mL Clear polystyrene	216/cs.	<b>53302</b>
60 mL Clear polystyrene	150/cs.	<b>53602</b>
90 mL Clear polystyrene	125/cs.	<b>53902</b>
120 mL Clear polystyrene	100/cs.	<b>531202</b>
180 mL Clear polypropylene	150/cs.	<b>531802</b>
480 mL Clear polypropylene	60/cs.	<b>534802</b>
175 mL Opaque polypropylene	450/cs.	<b>53175</b>
360 mL Opaque polyethylene	350/cs.	<b>5312</b>
480 mL Opaque polyethylene	350/cs.	<b>5316</b>
960 mL Opaque polyethylene	250/cs.	<b>5332</b>
1 L Opaque polyethylene	100/cs.	<b>5333</b>
2 L Opaque polyethylene	50/cs.	<b>5364</b>
5.7 L Opaque polyethylene	60/cs.	<b>5357</b>
20 mL Clear polypropylene Bio-Tite	25/cs.	<b>59202</b>
60 mL Clear polypropylene Bio-Tite	384/cs.	<b>59602</b>
90 mL Clear polypropylene Bio-Tite	150/cs.	<b>59902</b>
120 mL Clear polypropylene Bio-Tite	100/cs.	<b>591202</b>
1.2 L Clear polypropylene	12/cs.	<b>5912002</b>

### Thermo Scientific Prostate Kits

Thermo Scientific Prostate Kits are easy-to-use specimen identification kits, with instructions printed on the box.

#### Kits Include:

Contain 12 or 16, 20 mL Bio-Tite containers and a biohazard bag.

Description	Order Number
12-hole prostate kit	<b>29012</b>
16-hole prostate kit	<b>29016</b>

## Thermo Scientific HistoGel



The Thermo Scientific™ Richard-Allan Scientific™ HistoGel™ encapsulates and retains the entire specimen during histological processing regardless of a specimen's small, friable, or viscous nature.

- Chemical reagents penetrate specimen without allowing specimen to escape from gel
- Patented formulation outperforms other agarose gel mixtures or thromboplastin at a fraction of the cost
- Does not retain histological stains
- Eliminates unwanted discoloration around specimens on slides
- Virtually unnoticeable during sectioning
- Will not “pop out” of the paraffin block during cutting

### Starter Kit includes:

Twelve 10 mL HistoGel vials, two Thermo Scientific™ WonderBlock™ cooling blocks, dry bath incubator (240 V) and disposable pipettes (500)

Description	Size	Qty.	Order Number
HistoGel Starter Kit	----	ea.	HGSK-2050-1
HistoGel vial	10 mL	12/cs.	HG-4000-012
HistoGel vial	10 mL	144/cs.	HG-4000-144

## HistoGel Specimen Processing Gel Accessories

Description	Size	Qty.	Order Number
HistoGel Incubator, 120 V	----	ea.	2050Q
Disposable polypropylene pipettes	500/box	10 boxes	PP-4030-500
WonderBlock aluminum cooling block	----	ea.	WB-4010-1
Thermometer, liquid-in-glass	----	ea.	89095-704

## Thermo Scientific Fixation Products

### Thermo Scientific Neutral Buffered Formalin 10%



Thermo Scientific Richard-Allan Scientific Neutral Buffered Formalin (NBF) 10% is a premixed AFIP formulated product that reduces exposure to toxic fumes.

- Phosphate buffers are used to stabilize the pH between 6.8 and 7.2
- Stringent quality control ensures a formalin concentration of 10%
- Stable to freezing temperatures
- Concentrate reduces storage space and contact with formaldehyde
- One gallon of concentrate to four gallons of distilled or deionized water ensures consistent results with those of the premixed 10% NBF

Description	Size	Qty.	Order Number
<b>Concentrated</b>			
Bottle	1 gal (3.8 L)	4/cs.	<b>5700</b>
<b>Premixed – Ready-to-use</b>			
Bottle	1 gal (3.8 L)	4/cs.	<b>5701</b>
Bottle	1.32 gal (5 L)	4/cs.	<b>5735</b>
Cubitainer	5 gal (18.9 L)	ea.	<b>5705</b>
Cubitainer	2.5 gal / 9.48 L	ea.	<b>5725</b>
Drum	9.5L / 208 L	ea.	<b>5755</b>

### Thermo Scientific Formaldehyde 37%

Thermo Scientific Richard-Allan Scientific Formaldehyde 37% is for use in histological applications to fix and store tissue specimens.

- Easy-to-pour container minimizes splashing and reduces spills
- Unbuffered

Description	Size	Qty.	Order Number
Bottle	1 gal (3.8 L)	4/cs.	<b>9311</b>

### Thermo Scientific HiPur™ Neutral Buffered Formalin 10%

Description	Size	Qty.	Order Number
Bottle	1 gal (3.8 L)	4/cs.	<b>9400-1</b>
Cube	5 gal (18.9 L)	ea.	<b>9400-5</b>
Drum	55 gal (208 L)	ea.	<b>9400-55</b>

### Thermo Scientific HiPur™ Formaldehyde 37%

Description	Size	Qty.	Order Number
Bottle	1 gal (3.8 L)	4/cs.	<b>9300-1</b>
Cube	5 gal (18.9 L)	ea.	<b>9300-5</b>
Drum	55 gal (208 L)	ea.	<b>9300-55</b>

### Thermo Scientific Zinc Formalin 10%

Thermo Scientific Richard-Allan Scientific Buffered Zinc Formalin is for use in immunohistochemistry techniques to enhance nuclear detail.

- Easy-to-pour bottle helps reduce spills

Description	Size	Qty.	Order Number
Bottle	1 gal (3.8 L)	4/cs.	<b>5701ZF</b>
Cubitainer	5 gal (18.9 L)	ea.	<b>5705ZF</b>

### Thermo Scientific Zinc Formalin, Unbuffered 10%

Thermo Scientific Richard-Allan Scientific Unbuffered Zinc Formalin can be used as an alternative for 10% formalin.

- Easy-to-pour bottle helps reduce spills and splashing
- Does not contain mercury

Description	Size	Qty.	Order Number
Bottle	1 gal (3.8 L)	4/cs.	<b>7600</b>

### Thermo Scientific Signature Series Pen-Fix

Thermo Scientific™ Richard-Allan Scientific™ Signature Series™ Pen-Fix™ is a uniquely buffered alcoholic formalin fixative.

- Excellent frozen section fixative
- Performs well with fatty or thick tissue sections
- Fixation and dehydration occur simultaneously and the penetration rate is three times faster than that of 10% Neutral Buffered Formalin
- Can be used in all open or enclosed tissue processors and in the grossing room
- Recommended for use in the second and/or third stations of the processor as a secondary fixative

Description	Size	Qty.	Order Number
Bottle	1 gal (3.8 L)	4/cs.	<b>6101</b>
Bottle	1.3 gal (5 L)	4cs.	<b>6115</b>
Cubitainer	5 gal (18.9 L)	ea.	<b>6105</b>

### Thermo Scientific Richard-Allan Scientific Carson's Modified Buffered Formalin

Thermo Scientific Richard-Allan Scientific Carson's Modified Buffered Formalin is an excellent general use fixative.

- Performs similarly to 10% Neutral Buffered Formalin
- Use for electron microscopy specimens

Description	Size	Qty.	Order Number
Cubitainer	5 gal (18.9 L)	ea.	<b>57141</b>

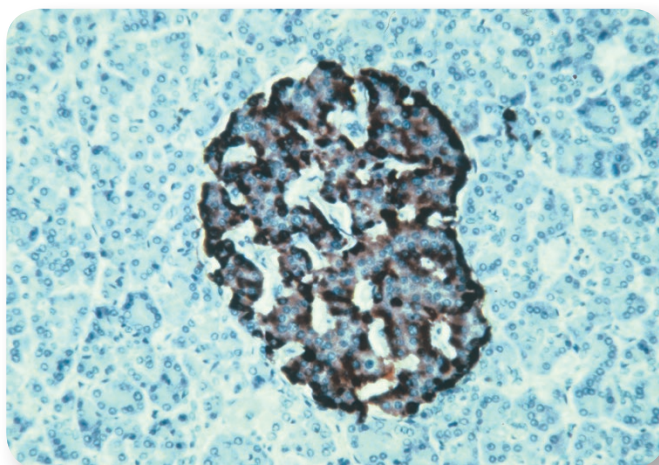
### Thermo Scientific Bouin's Fluid

Thermo Scientific Richard-Allan Scientific Bouin's Fluid is a saturated, aqueous picric acid solution.

- Excellent for use in Trichrome staining procedures
- Use to preserve structures with soft and delicate textures and for gastrointestinal tract specimens

Description	Size	Qty.	Order Number
Bottle	1 gal (3.8 L)	ea.	<b>57211</b>

### Thermo Scientific Shandon Glyo-Fixx



Thermo Scientific™ Shandon™ Glyo-Fixx™ is a non-carcinogenic, non-sensitizing and environmentally friendly substitute for formalin. The active ingredient, glyoxal, is a di-aldehyde, which has almost no vapor and is used with the same protocols as formalin.

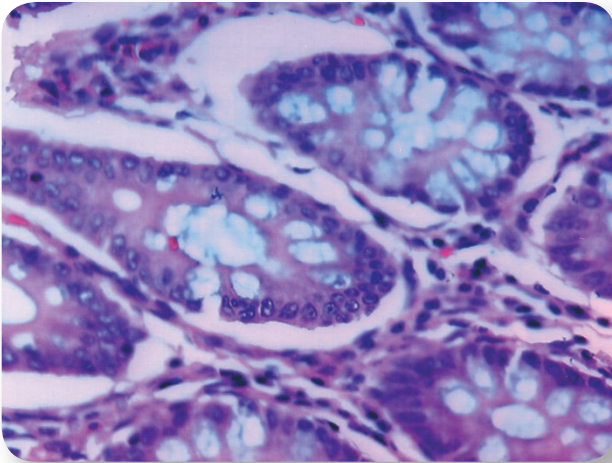
Glyo-Fixx allows higher antibody dilutions and works well with conventional special stains including silver procedures, Schmorl's for reducing substances, PAS, Alcian blue, Mucicarmine, Verheoff-Van Gieson for elastin and Trichrome.

- Offers results superior to neutral buffered formalin - produces distinct, crisp cellular morphology
- No unpleasant smell or cross linking as with formaldehyde - fixes most antigens without impairing immuno-reactivity
- Allows special stain dyes to be sharp without background staining
- Presents fine detail in specimen structure

Description	Qty.	Order Number
<b>Ready-to-use</b>		
1 gal (3.8 L)	ea.	<b>6764262</b>
19 L cubitainer with tap	ea.	<b>6764260</b>
<b>Pre-filled Containers</b>		
20 mL containers, filled to 10 mL	180/cs.	<b>9990920</b>
60 mL containers, filled to 30 mL	125/cs.	<b>9990924</b>
90 mL containers, filled to 45 mL	125/cs.	<b>9990926</b>
120 mL containers, filled to 60 mL	125/cs.	<b>9990928</b>
<b>Concentrate</b>		
3.8 L (makes 19 L)	ea.	<b>6764265</b>



### Thermo Scientific Shandon Formal-Fix

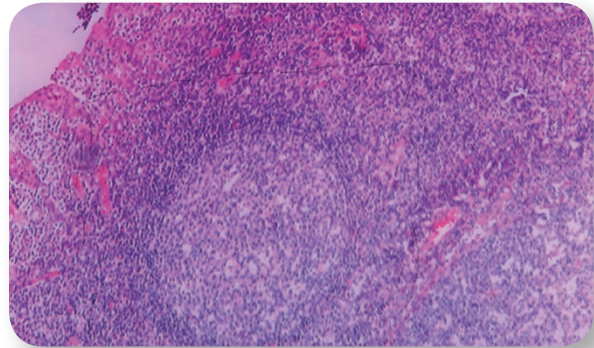


Thermo Scientific Shandon Formal-Fix produces consistent results and extends the life of the rotary valve in tissue processors.

- Phosphate-free, 10% neutral buffered formalin
- Stores all specimens without excessive shrinking or hardening
- Use for storage of all tissue - eliminates presorting of EM specimens
- Available premixed, ready-to-use or in economical concentrate - just add water or alcohol
- Concentrate is not affected by freezing, reduces shelf space and is less expensive to ship
- Pre-filled, leak-resistant containers are packed in sturdy trays for courier transport.

Size	Qty.	Order Number
<b>Ready-to-use</b>		
19 L cubitainer with tap	ea.	<b>6764240</b>
10 L cubitainer with tap	2/cs.	<b>9990234</b>
<b>Pre-filled Containers</b>		
20 mL containers, filled to 10 mL	180/cs.	<b>9990910</b>
60 mL containers, filled to 30 mL	125/cs.	<b>9990914</b>
90 mL containers, filled to 45 mL	125/cs.	<b>9990916</b>
120 mL containers, filled to 60 mL	125/cs.	<b>9990918</b>
<b>Concentrate</b>		
3.8 L (makes 19 L)	ea.	<b>6764254</b>
1 L (makes 5 L)	2/cs.	<b>9990244</b>

### Thermo Scientific Shandon Zinc Formal-Fix



Thermo Scientific™ Shandon™ Zinc Formal-Fix™ is a fixative of choice to enhance H&E's and special stains.

- Excellent for immunochemistry
- Minimizes the need for enzyme digestion
- Reduces protein cross-linking, producing well-defined nuclear detail

Description	Qty.	Order Number
<b>Ready-to-use</b>		
19 L	ea.	<b>6764250</b>
<b>Concentrate (5x)</b>		
1 L (makes 5 L)	2/cs.	<b>9990245</b>
3.8 L (makes 19 L)	ea.	<b>6764255</b>

### Thermo Scientific Shandon Rapid-Fix Formalin



Thermo Scientific™ Shandon™ Rapid-Fix™ is excellent for antigenic preservation, Rapid-Fix avoids the need for enzyme digestion and rapidly penetrates into tissue. Used in Thermo Scientific Rapid-Chrome Frozen Section Stain Kit (9990001) for fixing slides from frozen sections.

Size	Qty.	Order Number
0.26 gal (1 L)	4/cs.	<b>6764212</b>

### Thermo Scientific Vytac

Thermo Scientific™ Richard-Allan Scientific™ Vytac™ Formalin Disposal System is a simple, safe and economical disposal system for 10% buffered or unbuffered formalin, including zinc formalin.

- Eliminates the need for expensive waste hauling and on-site permits
- Solution breaks down formalin into inert components and, when used as directed, neutralizes more than 99% of the waste formalin collected
- If local regulations allow for drain disposal, pH adjustment will be required
- One part Vytac solution neutralize four parts formalin waste
- Vytac GNF will neutralize gluteraldehyde

#### Starter Kit includes:

Vytac 1 gal / (3.8 L), reservoir with lid, measuring cup and plastic stir rod.

Description	Size	Qty.	Order Number
Starter Kit	----	ea.	<b>5402</b>
Vytac GNF	1 gal (3.8 L)	ea.	<b>5408</b>
Vytac ACX	0.26 gal (1 L)	ea.	<b>5409</b>
Vytac	1 gal (3.8 L)	4/cs.	<b>5401</b>
Vytac	5 gal (18.9 L)	ea.	<b>5405</b>

### Vytac Accessories

Description	Size	Qty.	Order Number
Absorb-F	380 g	2/cs.	<b>5400</b>
Reservoir w/lid	500 mL	ea.	<b>5403</b>
Measuring cup	----	ea.	<b>5404</b>
Plastic stir rod	----	ea.	<b>5406</b>

### Thermo Scientific Cal-Rite

Thermo Scientific™ Richard-Allan Scientific™ Cal-Rite™ is a mixture of formic acid and formaldehyde which allows simultaneous decalcification and fixation.

- Eliminates poor Hematoxylin and eosin staining caused by over-decalcification and/or exposure to harsh mineral acids
- Conventional iron staining also benefits from the properties of this product
- Even after prolonged exposure of specimens in Cal-Rite, nuclear chromatin staining is well preserved and not distorted

Description	Size	Qty.	Order Number
Bottle	1 gal (3.8 L)	ea.	<b>5501</b>
Bottle	2.5 gal (9.5 L)	ea.	<b>5525</b>

### Thermo Scientific Decalcifying Solution

Thermo Scientific Decalcifying Solution is formulated to remove calcium from histological specimens.

- EDTA and dilute hydrochloric acid in this solution require no heat, electricity, or other aids to decalcify bone tissue
- Offers rapid decalcification without destroying nuclear properties of the tissue

Description	Size	Qty.	Order Number
Bottle	32 oz (0.94 L)	6/cs.	<b>8340</b>
Cube	1 gal (3.8 L)	4/cs.	<b>8340-1</b>

## Thermo Scientific Shandon TBD-1 Decalcifier



Thermo Scientific™ Shandon™ TBD-1™ Decalcifier is a rapid hydrochloric decalcifier for processing bone marrow biopsies in as little as 15 to 30 minutes.

- Thin pieces of bone process in 3 to 12 hours
- Permits use of routine end point tests, such as calcium oxalate
- Added ingredients protect cells from actions of acids

Size	Qty.	Order Number
0.26 gal (1 L)	2/cs.	<b>6764001</b>
0.26 gal (1 L)	4/cs.	<b>6764002</b>

## Thermo Scientific Shandon TBD-2 Decalcifier



Thermo Scientific Shandon TBD-2™ Decalcifier is a formic acid decalcifier for gentler, longer-term processing.

- Go up to 48 hours past end point without damaging specimens
- Permits use of routine end point tests, such as calcium oxalate
- Added ingredients protect cells from actions of acids

Size	Qty	Order Number
1 L	2/cs.	<b>6764003</b>
1 L	4/cs.	<b>6764004</b>

## Thermo Scientific HiPur Histological Acetone

Thermo Scientific™ HiPur™ Acetone meets Reagent/Spectrophotometric ACS grade specifications.

Description	Size	Qty.	Order Number
Bottle	1 gal (3.8 L)	4/cs.	<b>9000-1</b>
Plastic carboy	5 gal (18.9 L)	ea.	<b>9000-5</b>
Drum	55 gal (208 L)	ea.	<b>9000-55</b>

## Thermo Scientific HiPur Isopropyl Alcohol

Thermo Scientific™ HiPur™ meets Reagent/Spectrophotometric ACS grade specifications .

Description	Size	Qty.	Order Number
Bottle	1 gal (3.8 L)	4/cs.	<b>9500-1</b>
Plastic carboy	5 gal (18.9 L)	ea.	<b>9500-5</b>
Drum	55 gal (208 L)	ea.	<b>9500-55</b>

## Thermo Scientific HiPur Methyl Alcohol

Thermo Scientific HiPur meets spectrophotometric ACS grade specifications.

- Anhydrous
- Final filtration is 0.2 µm

Description	Size	Qty.	Order Number
Bottle	1 gal (3.8 L)	4/cs.	<b>9600-1</b>
Plastic carboy	5 gal (18.9 L)	ea.	<b>9600-5</b>
Drum	55 gal (208 L)	ea.	<b>99600-55</b>

## Thermo Scientific HiPur Ethyl Alcohol

Thermo Scientific HiPur Anhydrous formula denatured with Methanol, MIBK, Ethyl Acetate and Heptane.

Description	Size	Qty.	Order Number
Bottle	1 gal (3.8 L)	4/cs.	<b>9200-1</b>
Plastic carboy	5 gal (18.9 L)	ea.	<b>9200-5</b>
Drum	55 gal (208 L)	ea.	<b>9000-55</b>

## Thermo Scientific Richard-Allan Scientific Dehydrants



### Thermo Scientific Richard-Allan Scientific Signature Series Flex 100, 95, 80

Thermo Scientific™ Richard-Allan Scientific™ Signature Series™ Flex™, 100, 95 and 80 provides a complete dehydration and brilliant cytoplasmic staining.

- Patented formulation of methyl and Isopropyl alcohol
- Minimizes over-dehydration in smaller biopsies
- Excellent for lipid extraction, allowing for increased paraffin infiltration
- May be used as a solvent for special stains

Description	Size	Qty.	Order Number
<b>Flex 100</b>			
Bottle	1 gal (3.8 L)	4/cs.	<b>8101</b>
Bottle	1.3 gal (5 L)	4/cs.	<b>8115</b>
Metal Pail	5 gal (18.9 L)	ea.	<b>8105</b>
Drum	55 gal (208 L)	ea.	<b>8155</b>
<b>Flex 95</b>			
Bottle	1 gal (3.8 L)	4/cs.	<b>8201</b>
Bottle	1.3 gal (5 L)	4/cs.	<b>8215</b>
Metal Pail	5 gal (18.9 L)	ea.	<b>8205</b>
<b>Flex 80</b>			
Bottle	1 gal (3.8 L)	4/cs.	<b>8301R</b>
Bottle	1.3 gal (5 L)	4/cs.	<b>8315</b>

## Thermo Scientific Richard-Allan Scientific Dehydrant 100, 95, 80, 70



Thermo Scientific Richard-Allan Scientific Dehydrant 100, 95, 80 and 70 is a denatured ethyl alcohol reagents specifically designed for processing and staining of histological and cytological specimens.

- Blend of ethyl, methyl and Isopropyl alcohols
- Can be used as a dye or stain solvent

Description	Size	Qty.	Order Number
100%	1 gal (3.8 L)	4/cs.	<b>6201</b>
100%	1.3 gal (5 L)	4/cs.	<b>6215</b>
100%	55 gal (208 L)	ea.	<b>6255</b>
95%	1 gal (3.8 L)	4/cs.	<b>6301</b>
95%	1.3 gal (5 L)	4/cs.	<b>6315</b>
95%	55 gal (208 L)	ea.	<b>6355</b>
80%	1 gal (3.8 L)	4/cs.	<b>6401</b>
80%	1.3 gal (5 L)	4/cs.	<b>6415</b>
70%	1 gal (3.8 L)	4/cs.	<b>6501</b>
70%	1.3 gal (5 L)	4/cs.	<b>6515</b>
60%	1.3 gal (5 L)	4/cs.	<b>7515</b>

## Thermo Scientific Richard-Allan Scientific High-Quality Dehydrants

Thermo Scientific Richard-Allan Scientific High-Quality Dehydrants feature easy-to-pour containers that reduce spills with pouring.

- Formulated to rigid specifications, thus providing laboratories with high-quality products
- Packaged in high-density polyethylene, which is safer and lighter than glass

Description	Size	Qty.	Order Number
Acetone	1 gal (3.8 L)	4/cs.	<b>9011</b>
Reagent alcohol	1 gal (3.8 L)	4/cs.	<b>9111</b>
Ethyl alcohol	1 gal (3.8 L)	4/cs.	<b>9211</b>
Isopropyl alcohol	1 gal (3.8 L)	4/cs.	<b>9511</b>
Isopropyl alcohol	5 gal (18.9 L)	ea.	<b>9515</b>
Isopropyl alcohol	1.3 gal (5 L)	4/cs.	<b>9517</b>
Methyl alcohol	1 gal (3.8 L)	4/cs.	<b>9611</b>
Methyl alcohol	5 gal (18.9 L)	ea.	<b>9615</b>

## Thermo Scientific Richard-Allan Scientific Signature Series Clear-Rite 3



Thermo Scientific™ Richard-Allan Scientific™ Signature Series™ Clear-Rite 3™ is a unique blend of isoparaffinic aliphatic hydrocarbons for tissue processing and staining.

- Excellent lipid extraction during tissue processing
- Renders complete deparaffinization and clearing during the staining process
- Does not produce hard or brittle specimens, even after prolonged exposure
- Use in all tissue processors and automatic stainers
- Benzene-free
- Very low odor

Description	Size	Qty.	Order Number
Bottle	1 gal (3.8 L)	4/cs.	<b>6901</b>
Bottle	1.32 gal (5 L)	4/cs.	<b>6915</b>
Drum	55 gal (208 L)	ea.	<b>6955</b>

## Thermo Scientific Citrus Clearing Solvent

Thermo Scientific Citrus Clearing Solvent is a clearing solvent that is a highly effective xylene substitute.

- Use as a direct replacement for xylene in both manual or automated system applications
- D-limonene-based solvent has a slight citrus scent
- Higher flash point eliminates the need for storage in a flammable safety cabinet

Description	Size	Qty.	Order Number
Bottle	1 gal (3.8 L)	4/cs.	<b>8301</b>

### Thermo Scientific Richard-Allan Scientific Xylene

Thermo Scientific Richard-Allan Scientific Xylene is used for all tissue processors and automatic stainers.

- Strict quality assurance, including gas chromatography, is performed on each lot to guarantee a consistent product
- Offers superior lipid extraction, optimal paraffin infiltration and excellent deparaffinization and clearing during staining
- Contains the lowest level of benzene, a known carcinogen

Description	Size	Qty.	Order Number
Bottle	1 gal (3.8 L)	4/cs.	<b>6601</b>
Bottle	1.3 gal (5 L)	4/cs.	<b>6615</b>
Drum	55 gal (208 L)	ea.	<b>6655</b>

### Thermo Scientific Richard-Allan Scientific Toluene

Thermo Scientific Richard-Allan Scientific Toluene is produced to rigid specifications with a high-quality product.

- Packaged in high-density polyethylene
- Easy-to-pour container can reduce spills when pouring

Description	Size	Qty.	Order Number
Bottle	1 gal (3.8 L)	4/cs.	<b>9711</b>
Metal pail	5 gal (18.9 L)	ea.	<b>9715</b>

### Thermo Scientific Shandon Xylene Substitute

Thermo Scientific Shandon Xylene Substitute is a safer, more convenient alternative to xylene for processing, staining and coverslipping.

- Airborne exposure limit three times safer than xylene (TLV 300ppm)
- Virtually odorless aliphatic hydrocarbon – no citrus aroma
- Not sensitizing to normal skin
- Evaporation rate similar to xylene – slides dry quickly
- Greaseless
- Can be recycled with solvent recyclers

Description	Qty.	Order Number
1.06 gal (4 L)	ea.	<b>9990505</b>
1.06 gal (4 L)	4/cs..	<b>6764506</b>
1.3 gal (5 L)	4/cs.	<b>6764515</b>
5 gal (18.9 L)	ea.	<b>9990507</b>
55 gal (208 L)	ea.	<b>9990509</b>

### Thermo Scientific Fine Cutting Tool

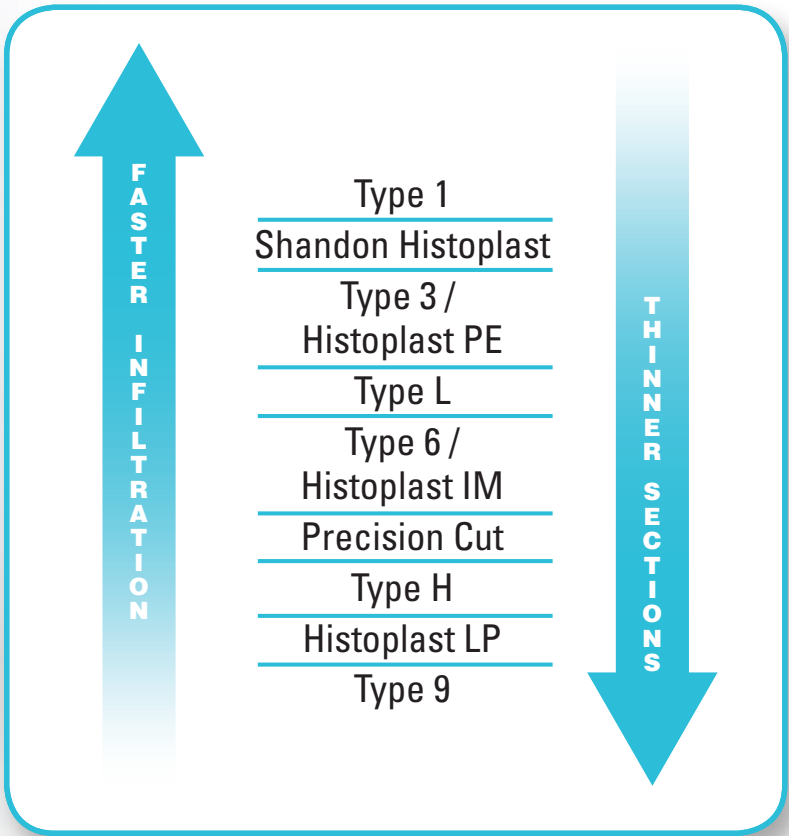
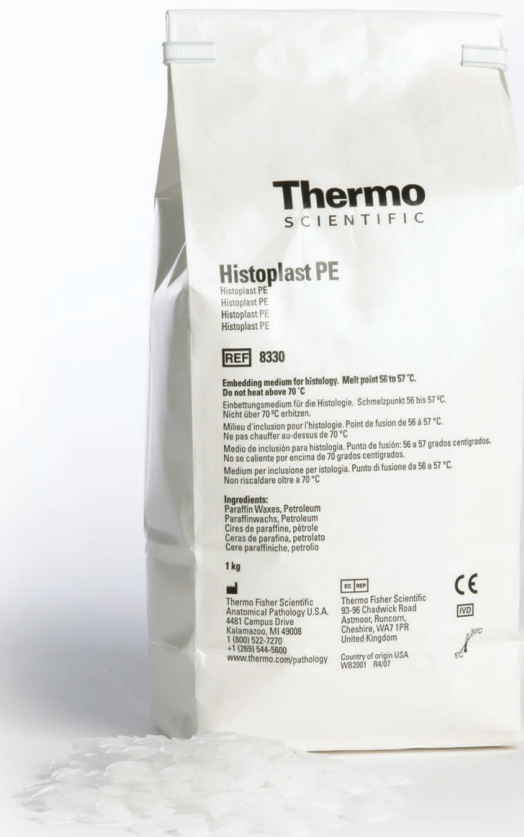


Thermo Scientific Fine Cutting Tool Kit is designed to assist with consistency in grossing.

- User may choose the correct tool to gross specimens at 3, 4, or 5 mm thickness
- Easy-to-clean, chemical resistant and autoclavable

Size	Qty.	Order Number
Fine cutting tool kit, 3 mm	ea.	<b>9813</b>
Fine cutting tool kit, 4 mm	ea.	<b>9814</b>
Fine cutting tool kit, 4 mm	ea.	<b>9815</b>





## Thermo Scientific Paraffin

### Thermo Scientific Paraffin Selection Matrix

Description	Additives	Melting Point	Type	Use
Paraffin Type 1	None	55 - 57 °C	Flake	Infiltration
Shandon Histoplast	None	56 - 57 °C	Flake	Infiltration/Embedding
Paraffin Type 3	Plastic Polymers	55 - 57 °C	Flake	Infiltration/Embedding
Histoplast PE	Plastic Polymers	56 - 57 °C	Pellet	Infiltration/Embedding
Signature Series™ Type L	Plastic Polymers	55 - 57 °C	Flake	Infiltration/Embedding
Paraffin Type 6	Microcrystalline Wax	55 - 57 °C	Flake	Infiltration/Embedding
Histoplast IM	Plastic Polymers & DMSO	56 - 57 °C	Pellet	Infiltration/Embedding
Precision Cut	Plastic Polymers	56 - 57 °C	Pellet	Infiltration/Embedding
Signature Series Type H	Plastic Polymers	55 - 57 °C	Flake	Infiltration/Embedding
Histoplast LP	Plastic Polymers & Microcrystalline Wax	50 - 54 °C	Pellet	Infiltration/Embedding
Paraffin Type 9	Plastic Polymers	55 - 57 °C	Flake	Infiltration/Embedding



## Thermo Scientific Paraffin

### Thermo Scientific Signature Series Paraffin

Thermo Scientific Richard-Allan Signature Series Paraffin is a unique blend of polymers and highly refined paraffin with narrow carbon chain distribution that minimizes compression and offers rapid infiltration.

- Both Type L and Type H can be used for infiltration and embedding and have a melting point of 55-57 °C
- Type H allows for extremely thin sections, while Type L may reduce infiltration times during processing
- Both Type L and Type H paraffins are triple filtered to eliminate impurities

Description	Size	Qty.	Order Number
Type H, high polymer	2 lbs / 0.9 kg	10/cs.	<b>8338</b>
Type L, low polymer	2 lbs / 0.9 kg	10/cs.	<b>8339</b>

### Thermo Scientific Histoplast PE, IM, LP



Thermo Scientific™ Histoplast™ Paraffin was developed to meet the demanding and versatile needs of the laboratory.

- Delivers excellent processing and yields thin, flat, wrinkle-free sections
- Packaged in easy-to-open, resealable 2.2 lbs / 1 kg bags
- Histoplast LP has a lower melting point to protect sensitive tissues
- Made of paraffin and plastic polymers

Description	Size	Qty.	Order Number
Histoplast PE	2.2 lbs / 1 kg	8/cs.	<b>8330</b>
Histoplast IM	2.2 lbs / 1 kg	8/cs.	<b>8331</b>
Histoplast LP	2.2 lbs / 1 kg	8/cs.	<b>8332</b>

### Thermo Scientific Richard-Allan Scientific Paraffin Type 1, 3, 6, 9

Thermo Scientific Richard-Allan Scientific Paraffin Type 1, 3, 6, 9 are four different blends of highly refined paraffin and polymers offer a choice of infiltration times and cutting characteristics to meet various needs.

- All paraffins melt between 55 and 57 °C and are triple filtered to 0.5 µm
- Flake form has a greater surface-to-weight ratio than pellets, resulting in a faster melting time
- Type 1 contains no polymer and offers rapid infiltration
- Type 3 contains minimal polymer and offers fast infiltration
- Type 6 contains no polymers, instead it is blended with microcrystalline wax to allow for thinner sections
- Type 9 has the highest polymer content available and yields extremely thin sections

Description	Size	Qty.	Order Number
<b>Infiltration Only</b>			
Type 1	2 lbs / 0.9 kg	10/cs.	<b>8334</b>
<b>Infiltration and Embedding</b>			
Type 3	2 lbs / 0.9 kg	10/cs.	<b>8335</b>
Type 6	2 lbs / 0.9 kg	10/cs.	<b>8336</b>
Type 9	2 lbs / 0.9 kg	10/cs.	<b>8337</b>

### Thermo Scientific Shandon Histoplast

Thermo Scientific™ Shandon™ Histoplast™ is a high-quality paraffin without polymers, for embedding and general laboratory use.

Description	Size	Qty.	Order Number
Shandon Histoplast	2.5 kg	ea.	<b>6774006</b>
Shandon Histoplast	10 kg	ea.	<b>6774060</b>

### Thermo Scientific Precision Cut Paraffin

- Delivers excellent processing and yields thin, flat, wrinkle-free sections

Description	Size	Qty.	Order Number
Precision Cut	2.5 kg	4/cs.	<b>B1002490</b>

## Thermo Scientific Cassettes, Capsules and Molds

### Thermo Scientific Tissue Processing Capsule



Thermo Scientific Tissue Processing Capsule is constructed of stainless steel.

- Five sturdy lugs grasp the base securely
- Stainless-steel capsule can be partitioned up to four sections
- Partition separators sold separately

#### Physical Specifications

Dimensions: (O.D. x D):1.46 x 0.24" (37 x 6 mm)

Description	Qty.	Order Number
Capsule	ea.	330
Separators, S-shaped	ea.	33019

### Thermo Scientific Standard Cassette



Thermo Scientific Standard Cassette is constructed of stainless steel.

#### Physical Specifications

Dimensions: (O.D. x D):1.58 x 0.276" (40 x 7 mm)  
Expandable to 0.43" (11 mm)

Description	Qty.	Order Number
Standard cassette	ea.	339

### Thermo Scientific Micro-Cassette



Thermo Scientific Micro-Cassette is constructed entirely of stainless steel.

- Positive clip-on cover for micro specimen
- Available with fine or coarse mesh

#### Physical Specifications

Dimensions: (O.D. x D):0.79 x 0.197" (20 x 5 mm)

Description	Qty.	Order Number
Coarse mesh	ea.	331
Fine mesh	ea.	33124

### Thermo Scientific Large Cassette



Thermo Scientific Large Cassette is constructed of stainless steel.

- Flexible snap cover is easily attached and removed

#### Physical Specifications

Dimensions: (D x W x L):0.47 x 0.98 x 1.97" (12 x 25 x 50 mm)

Description	Qty.	Order Number
Large cassette	ea.	349

### Thermo Scientific Disposable Base Molds and Embedding Rings

Thermo Scientific Richard-Allan Scientific Disposable Base Molds and Embedding Rings are designed for use with all standard-size cassettes and embedding rings.

- Molded from rigid plastic, the block design provides greater base support and a smaller cutting surface
- Cleaning associated with metal molds is not required
- Transparency facilitates tissue orientation

Description	Size	Qty.	Order Number
Base mold, 7x7 mm	125/box	4box/cs.	<b>58949</b>
Base mold, 15x15 mm	125/box	4box/cs.	<b>58950</b>
Base mold, 24x24 mm	125/box	4box/cs.	<b>58951</b>
Base mold, 30x24 mm	125/box	4box/cs.	<b>58952</b>
Base mold, 37x24 mm	125/box	4box/cs.	<b>58953</b>
Embedding ring, white	250/box	4box/cs.	<b>58993</b>

### Thermo Scientific Disposable Base Molds



Thermo Scientific Base Molds are made of rigid, transparent plastic, these molds promote rapid paraffin hardening.

Description	Size	Qty.	Order Number
7 x 7 mm molds	125/box	4/cs.	<b>41740</b>
15 x 15 mm molds	125/box	4/cs.	<b>41741</b>
24 x 24 mm molds	125/box	4/cs.	<b>41742</b>
30 x 24 mm molds	125/box	4/cs.	<b>41743</b>
37 x 24 mm molds	125/box	4/cs.	<b>41744</b>

### Thermo Scientific Stainless Steel Base Molds



- High-quality, durable molds
- Sizes fit most cassettes
- Superior thermal exchange
- Rounded corners

Description	Qty.	Order Number
10 x 10 x 5 mm	10/pk.	<b>6401015</b>
24 x 24 x 5 mm	10/pk.	<b>6401016</b>
30 x 24 x 9 mm	10/pk.	<b>6401017</b>
37 x 27 x 9 mm	10/pk.	<b>6401018</b>

### Thermo Scientific™ Peel-A-Way™ Disposable Embedding Molds

Made of rigid, transparent plastic, these molds promote rapid paraffin hardening.



Description	Qty.	Order Number
12 x 12 x 20 mm	288/cs.	<b>1220</b>
22 x 22 x 20 mm	288/cs.	<b>2219</b>
30 x 22 x 20 mm	288/cs.	<b>1830</b>
40 x 22 x 20 mm	264/cs.	<b>1841</b>

### Thermo Scientific Super Mega Stainless Steel Base Molds

- High-quality, durable molds
- Fits SuperMega cassettes
- Superior thermal exchange
- Rounded corners

Description	Qty.	Order number
36 x 36 x 10mm	5/pk.	<b>E10/M7</b>
60 x 45 x 15mm	5/pk.	<b>E10/M8</b>
65 x 45 x 15 mm	10/pk.	<b>1515</b>

## Thermo Scientific Base Mold Release Sprays

### Thermo Scientific Richard-Allan Scientific Base Mold Release



Thermo Scientific Richard-Allan Scientific Base Mold Release is used to coat base molds for easy separation of paraffin from mold.

- Help reduce paraffin buildup on the molds as well
- Environmentally safe product is ready-to-use
- Non-aerosol pump spray bottle

Description	Qty.	Order Number
4 oz (118 mL)	12/cs.	<b>6600</b>

### Thermo Scientific Shandon Para-Release Spray

Thermo Scientific™ Shandon™ Para-Release™ Spray eases the release of paraffin locks from embedding molds.

- Apply this spray releasing agent to molds before adding paraffin for clean release of block.



Description	Qty.	Order Number
50 mL	6/cs.	<b>9990420</b>



## Thermo Scientific Disposable Blades

Thermo Scientific Disposable Blades are available in high- and low-profile configurations for virtually any application

Blade Type	Low-Profile Blades					High-Profile Blades		
Description	MX35 Ultra	MX35 Premier +	MX35 Premier	MB35 Premier	MB22 Premier	HP35 Ultra	HP35	HP35N Ultra
Order Number	3053835	3052835	3051835	3050835	3050822	3153735	3150734	3151735
Edge Angle	34°	34°	34°	34°	22°	34°	34°	34°
Soft Tissue	☑	☑	☑	☑	☑	☑	☑	☑
Hard Tissue	☑	☑		☑		☑		☑
Cryostat	☑	☑	☑	☑	☑	☑		☑
Thin Sectioning	☑	☑	☑	☑	☑	☑	☑	☑
Biopsies & Recuts	☑	☑	☑	☑		☑		☑

Disposable Blade Matrix Key: ☑ Good; ☑ Best

## Thermo Scientific Low-Profile Blades

### Thermo Scientific™ MX35 Ultra™ Low-Profile Blade



These blades use a proprietary steel hardening technology (Pink Technology) that delivers unbeatable longevity and instantaneous ribboning.

- Blade angle is 34°

Description	Qty.	Order Number
MX35 Ultra	50/pk.	3053835

### Thermo Scientific™ MX35 Premier +™ Low-Profile Blade



These blades are the best for routine histology as they are designed extra sharp with an extended cutting life.

- Blade angle is 34°

Description	Qty.	Order Number
MX35 Premier +	50/pk.	3052835

### Thermo Scientific™ MX35 Premier™ Low-Profile Blade




A routine histology blade good for a variety of tissue types.

- Blade angle is 34°

Description	Qty.	Order Number
MX35 Premier	50/pk.	3051835

### Thermo Scientific™ MB35™ Premier Low-Profile Blade




For routine applications. Has consistent edge sharpness for high-quality thin sections. Superior edge stability.

- Blade angle is 34°

Description	Qty.	Order Number
MB35 Premier	50/pk.	3050835

### Thermo Scientific™ MB22 Premier™ Low-Profile Blade



The MB22's steeper angle allows users to accurately cut thinner sections faster.

- Blade angle is 22°

Description	Qty.	Order Number
MB22 Premier	50/pk.	3050822

## Thermo Scientific High-Profile Blades

### Thermo Scientific™ HP35 Ultra™ High-Profile Blade



These blades use a proprietary steel hardening technology (Pink Technology) that delivers unbeatable longevity and instantaneous ribboning.

- Blade angle is 34°

Description	Qty.	Order Number
HP35 Ultra	50/pk.	3153735

### Thermo Scientific™ HP35™ High-Profile Blade



Coated blade allows for reliable and thin sectioning.

- Blade angle is 34°

Description	Qty.	Order Number
HP35	50/pk.	3150734

### Thermo Scientific™ HP35N Ultra™ High-Profile Blade



These blades use a proprietary steel hardening technology (Pink Technology) that delivers unbeatable longevity and instantaneous ribboning.

- Blade angle is 34°
- Without PTFE coating

Description	Qty.	Order Number
HP35N Ultra	50/pk.	3151735

### Thermo Scientific Richard-Allan Scientific Edge-Rite Disposable Microtome Blades

Thermo Scientific™ Richard-Allan Scientific™ Edge-Rite™ Disposable Microtome Blades provide consistent quality from blade to blade and sample to sample.

- Surgical-grade steel
- High- and low-profile blades are specially coated to increase longevity and optimize section quality



#### Low-profile Blades

- 20% thicker than traditional blades to increase knife edge stability, which allows for excellent ribboning and facilitates usage in cryostats
- Blades are 5% longer, allowing for more sections per blade
- Fits any low-profile blade holder

Description	Qty.	Order Number
Low-profile disposable	50/pk.	4280L
High-profile disposable	50/pk.	4275H

### Thermo Scientific Shandon Premium and Standard High-Profile Disposable Microtome Blades



Thermo Scientific Shandon Premium and Standard high-profile Disposable Blades are available in heavy-duty and PTFE-coated styles.

Description	Qty.	Order Number
Premium high-profile	50/pk.	1001259
Premium high-profile with PTFE coating	50/pk.	1001593

### Thermo Scientific Frozen Section Staining Kit



Thermo Scientific Frozen Section Staining Kit is deal for laboratories that process a limited number of slides. Works well for staining tissue mounted on coverglass.

- Sturdy cover with piano hinge seals beakers to minimize evaporation
- Works well for staining tissue mounted on coverglass
- Rubber feet on rack protect table surface
- Glass beakers have a capacity of 200 mL and are 10 cm tall
- Slide holder will hold ten 76 x 26 mm slides
- Stainless steel support rack measures 21.6 x 48.3 x 22.6 mm
- Includes
- Kit includes 12 beakers, a stainless steel slide holder and a heavy-gauge stainless steel support rack with six round openings to hold beakers.

Description	Qty.	Order Number
Frozen section staining kit	ea.	145
Glass beakers only	12/pk.	146
Slide holder only	ea.	147
Stainless steel support rack only	ea.	23145



## Thermo Scientific Mark-It Tissue Marking Dyes



Thermo Scientific™ Richard-Allan Scientific™ Mark-It™ Tissue Marking Dyes are used for tissue margin identification.

- Permanent dyes that maintain their original brilliance during routine tissue processing cycles
- Can be used on fresh or formalin-fixed tissues

### Uses include:

- Marking surgical margins
- Identifying serial segments of large tissues to ensure proper orientation and embedding
- Maintaining proper tissue orientation for Mohs surgery specimens
- Identification of multiple pieces of tissues processed in the same cassette

Description	Qty.	Order Number
Kit*	ea.	5000
Black dye, 2 oz (59 mL)	ea.	5000BK
Blue dye, 2 oz (59 mL)	ea.	5000BL
Green dye, 2 oz (59 mL)	ea.	5000G
Orange dye, 2 oz (59 mL)	ea.	5000O
Red dye, 2 oz (59 mL)	ea.	5000R
Yellow dye, 2 oz (59 mL)	ea.	5000Y
Applicator Sticks	864	5001

### \* Kit includes:

One base, one of each 2 oz of the six color dyes and applicator sticks.

## Thermo Scientific Shandon Marking Dyes



Thermo Scientific Shandon Scientific Tissue Marking Dyes permanently mark the margins of excised surgical specimens for exact orientation.

- Special binding pigment evenly coats the tissue without penetrating tissue surface
- Does not interfere with diagnostic interpretation because colors are not similar to standard histopathology dyes
- Quick-drying and easy-to-use decreases time factor in urgent frozen sectioning

### Ordering Information:

Available individually or as a kit (includes one bottle each of black, blue, yellow, red and green; 50 applicator sticks; storage base).

Description	Qty.	Order Number
Kit	ea.	3120123
Black dye, 1.9 oz (56 mL)	ea.	3120125
Blue dye, 1.9 oz (56 mL)	ea.	3120124
Green dye, 1.9 oz (56 mL)	ea.	3120128
Red dye, 1.9 oz (56 mL)	ea.	3120127
Yellow dye, 1.9 oz (56 mL)	ea.	3120126

### Thermo Scientific Richard-Allan Scientific Cytocool II



Thermo Scientific™ Richard-Allan Scientific™ Cytocool™ II is used to “flash freeze” tissue specimens in the cryostat. Also used to harden difficult-to-cut tissue on microtome during sectioning

- Does not contain any ozone-depleting chloro-fluorocarbons (CFCs)
- Simply vary finger pressure on the trigger nozzle to control tissue freezing; this feature helps to prevent over-cooling of specimen
- Integral trigger nozzle eliminates need to attach separate handle to each can, making Cytocool II can less bulky and more comfortable to hold during use

Description	Qty.	Order Number
11 oz (325 mL)	12/cs.	8323

### Thermo Scientific Ice-It Freezing Spray

Thermo Scientific™ Ice-It™ Rapid Freezing Spray is an ozone-friendly freezing spray for use at the microtome and cryostat.

- Comfortable trigger nozzle makes dispensing easy to control
- Can be used with or without a capillary nozzle
- Attachable capillary nozzle enables spot freezing
- Facilitates rapid freezing and consistent results
- Contains 1, 1, 1, 2 Tetrafluoroethane

Description	Qty.	Order Number
11 oz (325 mL)	12/cs.	8325

### Thermo Scientific Cryomatrix Embedding Resin



Thermo Scientific™ Cryomatrix™ embedding resin is an outstanding embedding resin used to support tissue for frozen sectioning.

- Forms a firm bond with the specimen holder that secures and supports tissue
- Removed during staining
- Freezes quickly, sections smoothly and dissolves in water without residue

Description	Qty.	Order Number
120 mL	4/pk.	6769006

### Thermo Scientific M-1 Embedding Matrix



Thermo Scientific M-1 embedding Matrix is a water soluble, clear embedding mix.

- Particularly effective on specimens with high water content such as eyes and CNS
- Optimum sectioning temperature of -12 °C to -13 °C

Description	Qty.	Order Number
180 mL	ea.	1310

## Thermo Scientific Neg-50 Frozen Section Medium



Thermo Scientific™ Richard-Allan Scientific™ Neg-50™ is a water-soluble frozen section medium yields high-quality sections even down to -50 °C without chatter.

- Leaves no residue after staining

### Ordering Information

Available in five colors for easy identification of specimens: pink, blue, green, yellow and orange. Multi packs contain one of each color.

Description	Qty.	Order Number
Colorless Neg-50, 4 oz (118 mL)	2/cs	<b>6502</b>
Blue Neg-50, 4 oz (188 mL)	2/cs	<b>6502B</b>
Green Neg-50, 4 oz (188 mL)	2/cs	<b>6502G</b>
Orange Neg-50, 4 oz (188 mL)	2/cs	<b>6502O</b>
Pink Neg-50, 4 oz (188 mL)	2/cs	<b>6502P</b>
Yellow Neg-50m, 4 oz (188 mL)	2/cs	<b>6502Y</b>
Colorless Neg-50, 4 oz (188 mL)	6/cs	<b>6506</b>
Neg-50 Multi-Pack	6/cs	<b>6506M</b>

## Thermo Scientific Cryochrome



Thermo Scientific™ Cryochrome™ is an outstanding embedding resin used to support tissue for frozen sectioning.

- Color codes frozen sections for easy identification and tracking
- Four colors available; pink, blue, yellow, green
- Formulated with physical characteristics identical to Thermo Scientific™ Cryomatrix™

Description	Qty.	Order Number
Cryochrome Blue, 120 mL	4/pk.	<b>9990422</b>
Cryochrome Yellow, 120 mL	4/pk.	<b>9990423</b>
Cryochrome Green, 120 mL	4/pk.	<b>9990428</b>
Cryochrome Pink, 120 mL	4/pk.	<b>9990429</b>
Cryochrome sampler (one of each color), 120 mL	4/pk.	<b>9990426</b>



## Thermo Scientific Richard-Allan Scientific Signature Series Stains

### Thermo Scientific Richard-Allan Scientific Hematoxylin 7211

Thermo Scientific Richard-Allan Scientific Signature Series Hematoxylin 7211 is a uniquely formulated product that yields results which exceed that of Gill or Harris Hematoxylin.

- No affinity for acid mucopolysaccharide (mucin) staining
- Crisp slides with clear, well-defined nuclear chromatin delineation

Size	Qty.	Order Number
1 pt (0.47 L)	4/cs.	7211
1.32 gal (5 L)	ea.	7211L

### Thermo Scientific Richard-Allan Scientific Hematoxylin 7212

Thermo Scientific Richard-Allan Scientific Signature Series 7212 offers a unique formula consisting of a new generation dye-lake complex.

- Rapid, progressive stain requires no filtration prior to use
- Contains no mercuric oxide
- Little affinity for mucin staining
- Results in clear, crisp nuclear stain with a deeper, more robust intensity

Size	Qty.	Order Number
1 pt (0.4 L)	4/cs.	7212
1.32 gal (5 L)	ea.	7212L

### Thermo Scientific Richard-Allan Scientific Hematoxylin 1

Thermo Scientific Richard-Allan Scientific Signature Series Hematoxylin 1 produces staining intensities similar to Gill™ 1, 2 and 3 Hematoxylin, based on timing.

- Differentiation is not necessary, however, Clarifier™ 1 should be used to eliminate any background staining caused by use of excessive water bath adhesive.
- Rapid stain requires no filtration prior to use
- Will not form crystals upon standing or exposure to cold weather

Size	Qty.	Order Number
1 pt (0.4 L)	4/cs.	7221
1.32 gal (5 L)	ea.	7221L

### Thermo Scientific Richard-Allan Scientific Hematoxylin 2

Thermo Scientific Richard-Allan Scientific Signature Series Hematoxylin 2 produces staining intensity similar to Harris Hematoxylin.

- Unlike many comparable products, Hematoxylin 2 does not contain mercuric oxide and will not form a metallic sheen over its surface each day.
- Differentiation is not necessary, however, Clarifier 2 should be used to eliminate any background staining caused by the use of excessive water bath adhesive.
- Recommended for frozen sections
- Requires no filtration prior to use
- Will not form crystals upon standing or exposure to cold weather

Size	Qty.	Order Number
1 pt. (0.47 L)	4/cs.	7231

### Thermo Scientific Richard-Allan Scientific Eosin-Y

Thermo Scientific Richard-Allan Scientific Signature Series Eosin-Y is a fast-acting, alcoholic counterstain that provides excellent delineation of cytoplasmic components.

- Color contrast between the nuclei and cytoplasm is unmatched
- Various shades of red and pink differentiate muscle, red blood cells and connective tissue
- Strict quality assurance guarantees product consistency and longevity
- Quantitative testing eliminates the need for adjustments in dilution or time

Size	Qty.	Order Number
1 pt (0.4 L)	4/cs.	7111
1.32 gal (5 L)	ea.	7111L

### Thermo Scientific Richard-Allan Scientific Bluing Reagent

Thermo Scientific Richard-Allan Scientific Signature Series Bluing Reagent is premixed and ready-to-use.

- Buffered to ensure proper alkalinity (pH = 8.0).
- Requires only a one minute rinse in water versus conventional bluing agents which require up to five minutes of rinsing
- Ensures crisp nuclear detail and does not allow for tissue sections to be washed off the slide during the remainder of the staining process

Size	Qty.	Order Number
1 gal (3.8 L)	ea.	7301
1 gal (3.8 L)	4/cs.	7341
1.32 gal (5 L)	ea.	7301L

### Thermo Scientific Richard-Allan Scientific Clarifier 1, 2

Thermo Scientific™ Richard-Allan Scientific™ Signature Series™ Clarifier™ 1 and 2 are unique acetic acid formulations designed to remove background stain caused by excessive use of tissue adhesive and to increase cell transparency.

- Both Clarifier 1 and 2 selectively remove Hematoxylin staining from excess adhesive without affecting nuclear staining
- Use of Clarifier 1 or 2 improves contrast between nuclei and cytoplasm

Size	Qty.	Order Number
Clarifier 1		
1 gal (3.8 L)	ea.	7401
1 gal (3.8 L)	4/cs	7441
Clarifier 2		
1 gal (3.8 L)	ea.	7402
1 gal (3.8 L)	4/cs.	7442
1.32 gal (5 L)	ea.	7402L

## Thermo Scientific Richard-Allan Scientific Standard Stains

### Thermo Scientific Richard-Allan Scientific Gill 1, 2, 3 Hematoxylin



Thermo Scientific™ Richard-Allan Scientific™ Gill™ Hematoxylin are progressive nuclear stains. Three strengths are available, allowing the user complete control of staining intensities.

- Gill 1 is recommended for use in cytology
- Gill 2 has applications in histology and cytology
- Gill 3 is used in histology
- All are premixed and ready to use

Description	Size	Qty.	Order Number
Gill 1 Hematoxylin	1 pt (0.47 L)	4/cs.	72404
Gill 1 Hematoxylin	1 gal (3.8 L)	ea.	72411
Gill 2 Hematoxylin	1 pt (0.47 L)	4/cs.	72504
Gill 2 Hematoxylin	1 gal (3.8 L)	ea.	72511
Gill 3 Hematoxylin	1 pt (0.47 L)	4/cs.	72604
Gill 3 Hematoxylin	1 gal (3.8 L)	ea.	72611

### Thermo Scientific Richard-Allan Scientific Modified Harris Hematoxylin

Thermo Scientific Richard-Allan Scientific Modified Harris Hematoxylin is a regressive nuclear stain.

- Formulation contains no mercury and is more stable than conventional Harris Hematoxylin
- Can be used in both histology and cytology
- Should be filtered prior to use

Size	Qty.	Order Number
1 gal (3.8 L)	ea.	72704
1 gal (3.8 L)	4/cs.	72711

### Thermo Scientific Richard-Allan Scientific Modified Mayer's Hematoxylin

Thermo Scientific Richard-Allan Scientific Modified Mayer's Hematoxylin is a progressive nuclear stain. It is difficult to over stain sections with this product, yet very crisp nuclear staining is achieved.

- A good choice as a counterstain in immunoperoxidase and special stain procedures
- Requires no acid rinse and does not stain mucin
- Recommended for use when less intense results are desired

Size	Qty.	Order Number
1 pt (0.47 L)	4/cs.	72804

### Thermo Scientific Richard-Allan Scientific Differentiating Solution

Thermo Scientific Richard-Allan Scientific Differentiating Solution is a standard formulation of hydrochloric acid in denatured alcohol.

- Reproducible batch results allow for consistent staining in regressive procedures
- Solution provides clear differentiation and contrast between the hematoxylin and eosin

Size	Qty.	Order Number
1 pt (0.47 L)	4/cs.	74204
1 gal (3.8 L)	ea.	74211

## Thermo Scientific Eosin-Y Alcoholic, Eosin-Y with Phloxine, Eosin-Y Saturated

Thermo Scientific Richard-Allan Scientific Eosin-Y Alcoholic, Eosin-Y with Phloxine and Eosin-Y Saturated were developed to satisfy a wide range of customer needs.

- Strict quality control of raw materials and finished product ensures the highest product quality every time
- Eosin-Y Alcoholic produces three distinct color variations enhancing differentiation between muscle, red blood cells and connective tissue
- Eosin-Y with Phloxine yields a brighter reddish hue and a more dramatic differentiation of cytoplasmic color than Eosin-Y Alcoholic
- Eosin-Y Saturated is very intense and rapid counterstain that can be used to make working solutions of Eosin-Y

Description	Size	Qty.	Order Number
Eosin-Y Alcoholic, Bottle	1 pt (0.47 L)	4/cs.	<b>71204</b>
Eosin-Y Alcoholic, Bottle	1 gal (3.8 L)	ea.	<b>71211</b>
Eosin-Y Alcoholic, Cubitainer	2.5 gal (9.46 L)	ea.	<b>71225</b>
Eosin-Y w/Phloxine, Bottle	1 pt (0.47 L)	4/cs.	<b>71304</b>
Eosin-Y w/Phloxine, Bottle	1 gal (3.8 L)	ea.	<b>71311</b>
Eosin-Y Saturated, Bottle	1 pt (0.4 7L)	4/cs.	<b>71504</b>

## Thermo Scientific Dry Powder Stains

Certified by the Biological Stain Commission

Description	Size	Qty.	Order Number
Eosin-Y	100 g	ea.	<b>90017</b>
Hematoxylin	25 g	ea.	<b>90022</b>

## Thermo Scientific Shandon Staining Reagents

All stains use Biological Stain Commission-certified dyes

### Thermo Scientific Shandon Harris Hematoxylin

Thermo Scientific Shandon Harris Hematoxylin has no mucoid staining.

- Available both acidified or non-acidified
- Mercury-free
- Intensely stained, blue black nuclei

Description	Size	Qty.	Order Number
Non-acidified	0.26 gal (1 L)	2/cs.	<b>6765001</b>
Non-acidified	1.06 gal (4 L)	ea.	<b>6765002</b>
Acidified	0.26 gal (1 L)	2/cs.	<b>6765003</b>
Acidified	1.06 gal (4 L)	ea.	<b>6765004</b>

### Thermo Scientific Shandon Instant Hematoxylin

Thermo Scientific Shandon Instant Hematoxylin has no mucoid staining.

- No mucoid staining.
- May be used as a substitute for Harris or Gill
- Stains from blue-black to light blue depending upon preparation
- Part A and Part B are reconstituted to make one liter of hematoxylin

Description	Qty.	Order Number
Instant Hematoxylin	6/pk. (makes 6 L)	<b>6765015</b>

### Thermo Scientific Shandon Gill Hematoxylin 1,2,3

Thermo Scientific™ Shandon™ Gill™ Hematoxylin has mucoid staining.

- **Gill 1:** Light blue nuclei
- **Gill 2:** Medium blue nuclei
- **Gill 3:** Blue-black nuclei

Description	Size	Qty.	Order Number
<b>Gill 1 Hematoxylin</b>			
Bottle	1.06 gal (4 L)	ea.	<b>6765006</b>
Bottle	0.26 gal (1 L)	2/cs.	<b>6765005</b>
<b>Gill 2 Hematoxylin</b>			
Bottle	1.06 gal (4 L)	ea.	<b>6765008</b>
Bottle	0.26 gal (1 L)	2/cs.	<b>6765007</b>
<b>Gill 3 Hematoxylin</b>			
Bottle	1.06 gal (4 L)	ea.	<b>6765010</b>
Bottle	0.26 gal (1 L)	2/cs.	<b>6765009</b>

### Thermo Scientific Shandon Bluing Reagent



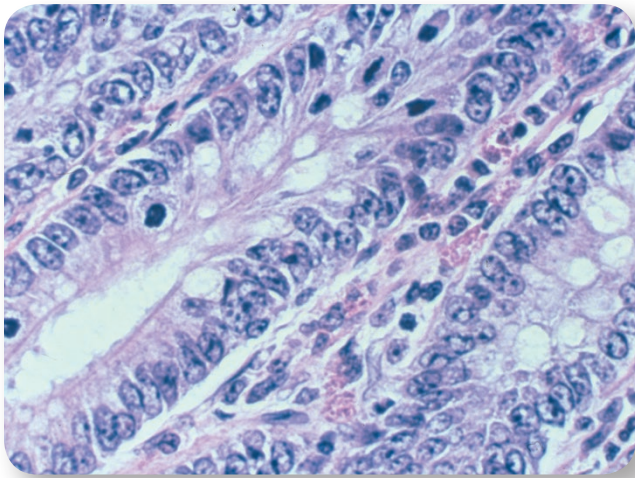
Thermo Scientific Shandon Bluing Reagent blues hematoxylin stained nuclei.

- A bluing reagent that blues Hematoxylin-stained nuclei.
- Gentle, with no loss or lifting of material from slides (typically associated with ammonia water use)
- Thoroughly pH-controlled for completely effective bluing
- Ready to use

Description	Size	Qty.	Order Number
Bottle	1.06 gal (4 L)	ea.	<b>6769002</b>
Bottle	0.26 gal (1 L)	2/cs.	<b>6769001</b>



Thermo Scientific Shandon Nu-Clear



Thermo Scientific™ Shandon™ Nu-Clear™ reagent is a specially formulated acid alcohol solution. Acid alcohol enhances staining by removing excess Hematoxylin from the slide, resulting in improved cellular clarity. Will also remove the residual Hematoxylin staining the glass.

Designed to be used with the full line of Thermo Scientific automatic stainers as well as manual methods.

**Nu-Clear I**

- Fast-acting solution
- Recommended for use as a 10-second step in most protocols
- Particularly beneficial for use with Harris Hematoxylin
- May be used on the Thermo Scientific™ Varistain™ 24-4 or Thermo Scientific Gemini Slide Stainers

**Nu-Clear II**

- Less concentrated
- Recommended as a 20-second step
- May be used on the Thermo Scientific™ Linistat™ and other linear stainers
- Recommended for use with Gill Hematoxylin

Description	Size	Qty.	Order Number
Nu-Clear I	1.06 gal (4 L)	ea.	6769008
Nu-Clear II	1.06 gal (4 L)	ea.	6769009

Thermo Scientific Shandon Eosin-Y



Thermo Scientific Shandon Eosin-Y is a fast-acting cytoplasmic counterstain.

- Stable and precipitate-free; no filtering
- Produces consistent results
- pH-adjusted for maximum stain uptake
- Produces brilliant staining
- Compatible with all alum Hematoxylin stains
- Available in alcoholic or aqueous formulations
- Ready to use

Description	Size	Qty.	Order Number
Alcoholic	1.06 gal (4 L)	ea.	6766008
Alcoholic	0.26 gal (1 L)	2/cs.	6766007
Aqueous	1.06 gal (4 L)	ea.	6766010
Aqueous	0.26 gal (1 L)	2/cs	6766009

Thermo Scientific Shandon Instant Eosin

Thermo Scientific Shandon Instant Eosin Produces consistent results.

- This instant Eosin is stable, precipitate-free and requires no filtering
- pH-adjusted for maximum stain uptake
- Produces brilliant staining
- Compatible with all alum Hematoxylin stains

Description	Qty.	Order Number
Alcoholic	6/pk. (makes 6 L)	6765040
Aqueous	6/pk. (makes 6 L)	6765540

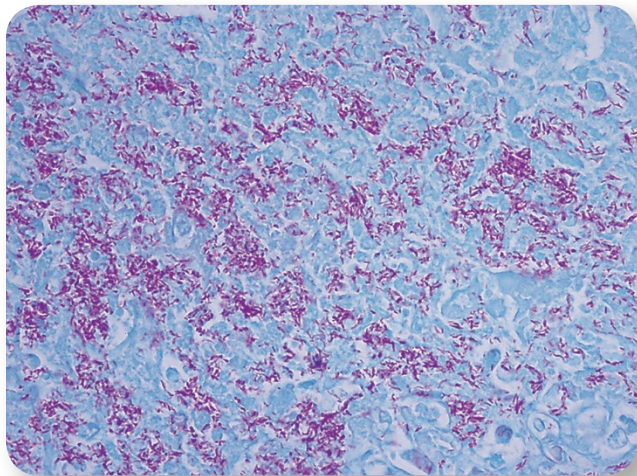
## Thermo Scientific Richard-Allan Scientific Chromaview Special Stain Kits

**Thermo Scientific™ Richard-Allan Scientific™ Chromaview™ Special Stains and Reagent series function together as a system to visualize specific cell entities**

Bring a systems-approach to special stains offering quality, consistency, ease of use and economy. Available as convenient, ready-to-use kits or as individual components. Each kit is designed to yield ten applications utilizing 50 mL coplin jars.



### Thermo Scientific Richard-Allan Scientific Acid-Fast Bacillus Stain (Green Secondary Stains)

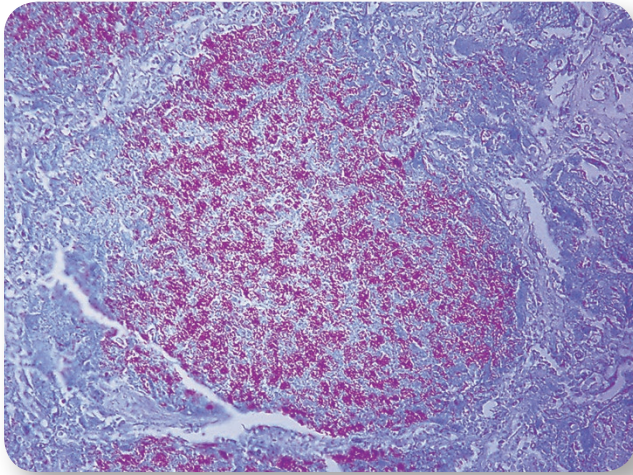


Thermo Scientific Richard-Allan Scientific Acid Fast Bacillus (Green Secondary Stains) is used to identify the presence of acid-fast bacilli in tissue sections and to produce optimal staining while reducing precipitate.

- Acid-fast bacilli are stained bright red against a pale green background

Description	Size	Qty.	Order Number
Acid Fast Bacillus, Green Secondary Stain Kit	1 kit	ea.	87015
<b>Components</b>			
Carbol Fuchsin solution	125 mL	ea.	88001
Fast Green Stain Solution	500 mL	ea.	88003
Differentiating Solution	500 mL	2/cs.	88117

**Thermo Scientific Richard-Allan Scientific Acid-Fast Bacillus Stain (Blue Secondary Stains)**

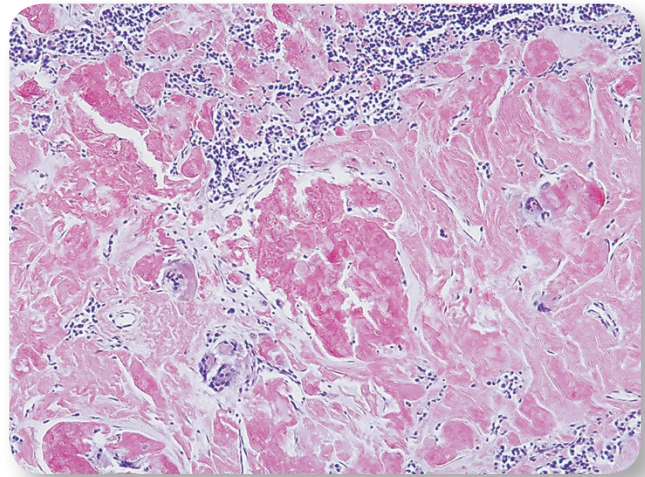


Thermo Scientific Richard-Allan Scientific Acid Fast Bacillus (Blue Secondary Stains) is used to identify the presence of acid-fast bacilli in tissue sections and to produce optimal staining while reducing precipitate.

- Acid-fast bacilli are stained bright red against a pale blue background

Description	Size	Qty.	Order Number
Acid Fast Bacillus, Blue Secondary Stain Kit	1 kit	ea.	<b>87016</b>
<b>Components</b>			
Loeffler Methylene Blue Stain Solution	250 mL	ea.	<b>88002</b>
Carbol Fuchsin Solution	125 mL	ea.	<b>88001</b>
Differentiating Solution	500 mL	2/cs.	<b>88117</b>

**Thermo Scientific Richard-Allan Scientific Amyloid Stain**

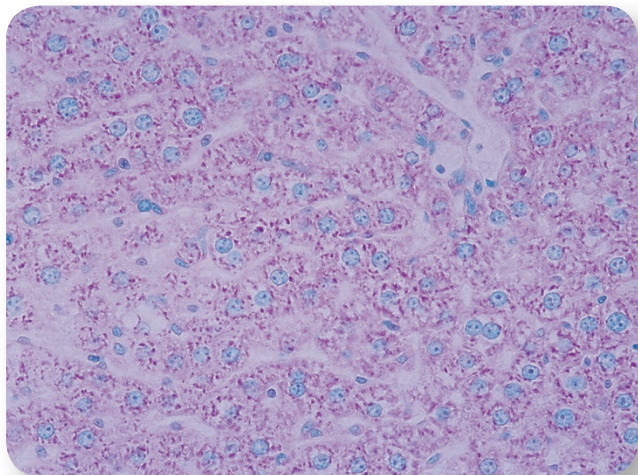


Thermo Scientific Richard-Allan Scientific Amyloid Stain is for the demonstration of amyloid.

- Alkaline Congo Red solution will stain amyloid orange to red and display apple-green birefringence when examined with polarizing microscope

Description	Size	Qty.	Order Number
1 Stain Kit	----	ea.	<b>87003</b>
<b>Components</b>			
Sodium Hydroxide Solution (dropper)	8 mL	ea.	<b>88004</b>
Congo Red Solution	500 mL	ea.	<b>88005</b>
Modifier Mayer's Hematoxylin	500 mL	ea.	<b>88006</b>

## Thermo Scientific Richard-Allan Scientific Methyl Green-Pyronin Y

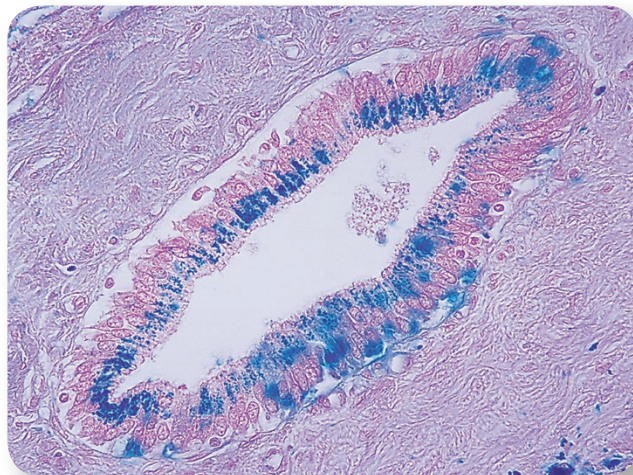


Thermo Scientific Richard-Allan Scientific Methyl Green-Pyronin Y Stain is effective in the identification of plasma cells and RNA in tissue sections and cytological preparations.

- DNA is stained green and RNA is stained red
- Concentrated MGP is diluted prior to use

Description	Size	Qty.	Order Number
Methyl Green-Pyronin Y	125 mL	ea.	<b>87011</b>

## Thermo Scientific Richard-Allan Scientific Iron Stain

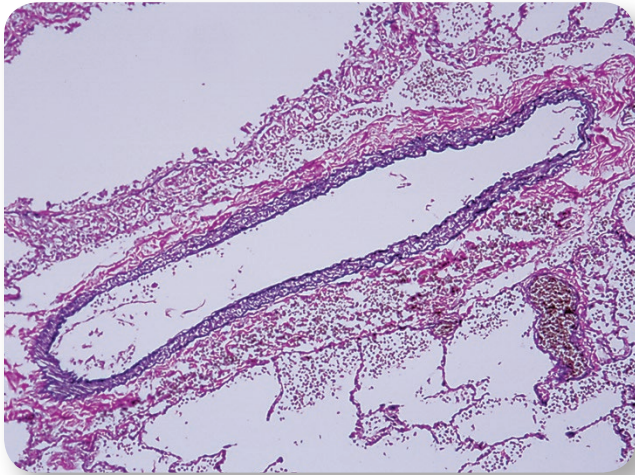


Thermo Scientific Richard-Allan Scientific Iron Stain is used to detect presence of ferric iron (hemosiderin) in histological or hematological preparations.

- Useful in study of iron deficiency anemia, hemochromatosis and hemosiderosis
- Prussian Blue reaction
- Iron stains blue, nuclei pink-red and cytoplasm pale pink

Description	Size	Qty.	Order Number
1 kit	----	ea.	<b>87006</b>
<b>Components</b>			
Potassium Ferrocyanide Solution	250 mL	ea.	<b>88013</b>
Hydrochloric Acid Solution (20%)	250 mL	ea.	<b>88014</b>
Nuclear Red Thiazin Stain Solution	125 mL	ea.	<b>88015</b>

**Thermo Scientific Richard-Allan Scientific Elastic Stain**

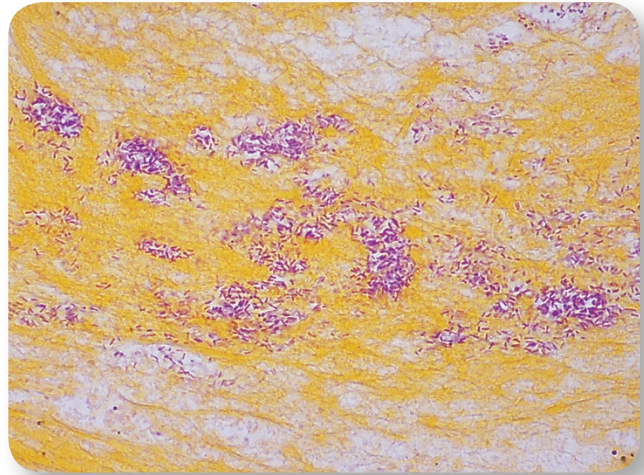


Thermo Scientific Richard-Allan Scientific Elastic Stain is based on the Verhoeff Elastic technique.

- Used to demonstrate the atrophy, thinning and loss of elastic tissue
- Also used for identifying the breaks, splitting and reduplication of elastic lamellae that occur in vascular diseases
- Elastic fibers are stained blue-black to black with red collagen and a yellow background

Description	Size	Qty.	Order Number
1 kit	----	ea.	<b>87017</b>
<b>Components</b>			
Alcoholic Hematoxylin Solution	250 mL	ea.	<b>88007</b>
Ferric Chloride Solution	125 mL	ea.	<b>88008</b>
Weigert's Iodine Solution	125 mL	ea.	<b>88009</b>
Sodium Thiosulfate Solution	500 mL	ea.	<b>88000</b>
Van Gieson Stain Solution	250 mL	ea.	<b>88011</b>

**Thermo Scientific Richard-Allan Scientific Gram Stain (Tissue)**

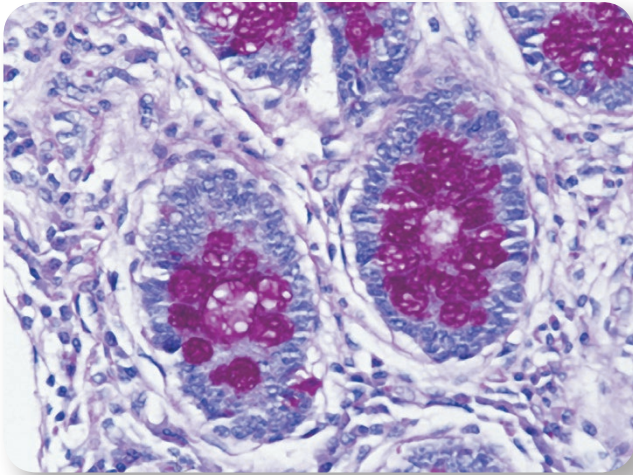


Thermo Scientific Richard-Allan Scientific Gram Stain (Tissue) identifies Gram-positive and Gram-negative bacteria in tissue sections.

- Gram-positive organisms stain blue to blue-black
- Gram-negative organisms staining red
- Tartrazine provides a yellow background stain

Description	Size	Qty.	Order Number
1 kit	----	ea.	<b>87018</b>
<b>Components</b>			
Crystal Violet Solution	500 mL	ea.	<b>88101</b>
Safranin O Stain Solution	500 mL	ea.	<b>88103</b>
Gram's Iodine	500 mL	ea.	<b>88102</b>
Tartrazine Stain Solution	500 mL	ea.	<b>88012</b>
Decolorizing Solution	500 mL	ea.	<b>88104</b>

## Thermo Scientific Richard-Allan Scientific Periodic Acid-Schiff (PAS)

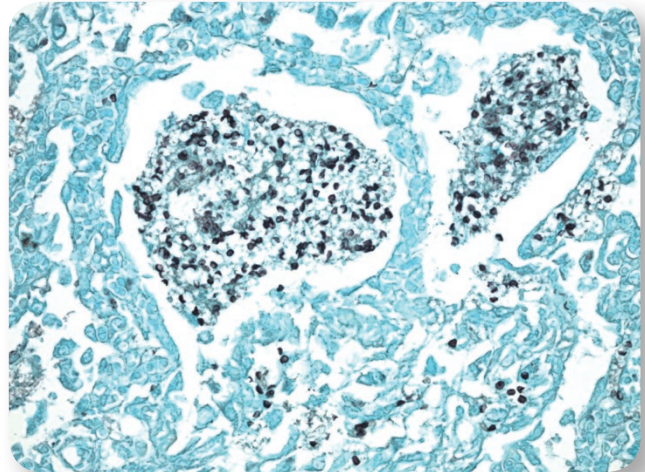


Thermo Scientific Richard-Allan Scientific Periodic Acid-Schiff (PAS) Solution is used to demonstrate the patterns and presence of specific carbohydrates.

- Glycogen, mucin and some basement membranes and fungal walls will stain rose to magenta
- Nuclei stain blue

Description	Size	Qty.	Order Number
1 kit	----	ea.	<b>87007</b>
<b>Components</b>			
Periodic Acid Solution (0.5%)	500 mL	ea.	<b>88016</b>
Schiff Reagent	500 mL	ea.	<b>88017</b>
Hematoxylin 1	500 mL	ea.	<b>88018</b>

## Thermo Scientific Richard-Allan Scientific Modified Grocott's Methenamine Silver (Chromic Acid)

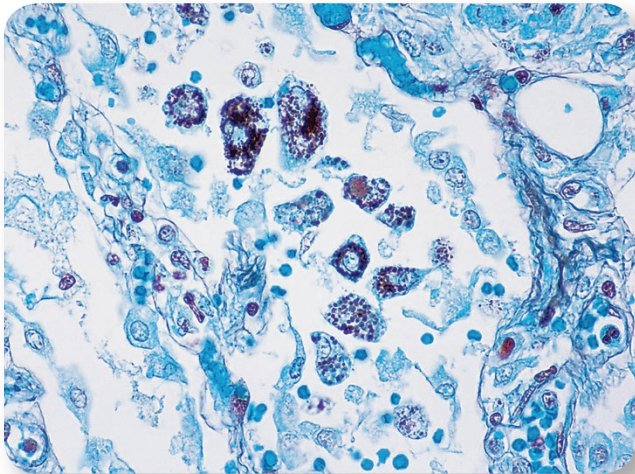


Thermo Scientific Richard-Allan Scientific Modified Grocott's Methenamine Silver (Chromic Acid) Kit is a uniquely modified silver stain formulation.

- Utilizes methenamine/borax capsules to make working silver solution
- Distinguishes fungi, basement membranes and opportunistic organisms in tissue sections
- Chromic acid solution will enhance detection of *Pneumocystis carinii*, histoplasmosis and fungus organisms; eliminates non-specific background staining
- Entities and reticular fibers stain black against a green background

Description	Size	Qty.	Order Number
1 kit	----	ea.	<b>87024</b>
<b>Components</b>			
Methenamine borax capsules	----	12 ea.	<b>88023</b>
Fast green stain solution	125 mL	ea.	<b>88024</b>
Sodium thiosulfate solution	125 mL	ea.	<b>88025</b>
Sodium metabisulfite solution	500 mL	ea.	<b>88042</b>
Gold chloride solution	125 mL	ea.	<b>88026</b>
5% Chromic acid solution	500 mL	ea.	<b>88041</b>
5% Silver nitrate solution	30 mL	ea.	<b>88021</b>

**Thermo Scientific Richard-Allan Scientific Modified Grocott's Methenamine Silver (Periodic Acid)**

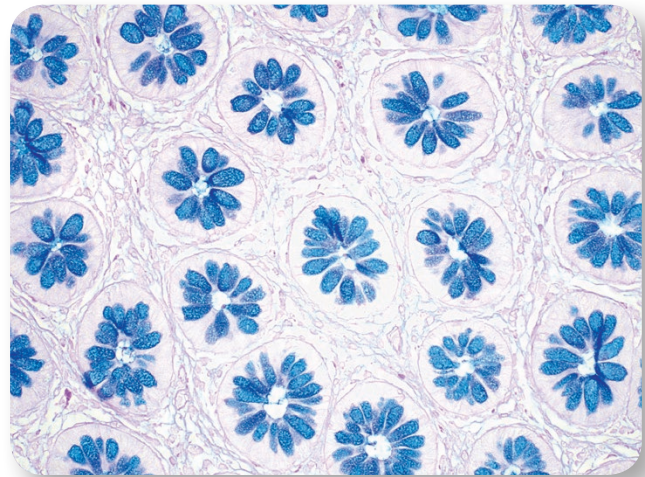


Thermo Scientific Richard-Allan Scientific Modified Grocott's Methenamine Silver (Periodic Acid) is a uniquely modified silver stain formulation that utilizes methenamine/borax capsules to make working silver solution.

- Utilizes methenamine/borax capsules to make working silver solution
- Aids in distinguishing fungi, basement membranes and opportunistic organisms such as Pneumocystis carinii in tissue sections
- These entities, along with reticular fibers, are stained black
- Background is stained green

Description	Size	Qty.	Order Number
1 kit	----	ea.	<b>87008</b>
<b>Components</b>			
Methenamine/Borax (capsules)	6/pk.	2	<b>88023</b>
Fast Green Stain Solution	125 mL	ea.	<b>88024</b>
Sodium Thiosulfate Solution	125 mL	ea.	<b>88025</b>
Gold Chloride Solution (0.1%)	125 mL	ea.	<b>88026</b>
Periodic Acid Solution (1%)	125 mL	ea.	<b>88027</b>
Silver Nitrate Solution (5%)	30 mL	ea.	<b>88036</b>

**Thermo Scientific Richard-Allan Scientific Alcian Blue/PAS**

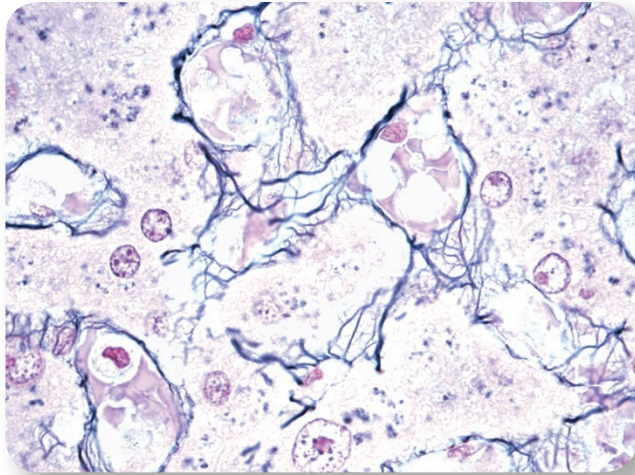


Thermo Scientific Richard-Allan Scientific Alcian Blue/PAS Special Stain Kit is used to demonstrate presence of both neutral and acidic mucosubstances.

- Can be used alone to stain acid mucins and other carboxylated and sulfated acid mucosubstances blue on tissue sections
- Periodic Acid Schiff (PAS) reaction is used to stain glycogen, basement membranes and neutral mucosubstances pink

Description	Size	Qty.	Order Number
1 kit	----	ea.	<b>87023</b>
<b>Components</b>			
Alcian Blue pH 2.5 Stain Solution	500 mL	ea.	<b>88043</b>
Periodic Acid Solution (0.5%)	500 mL	ea.	<b>88016</b>
Schiff Reagent	500 mL	ea.	<b>88017</b>

## Thermo Scientific Richard-Allan Scientific Reticulin Silver

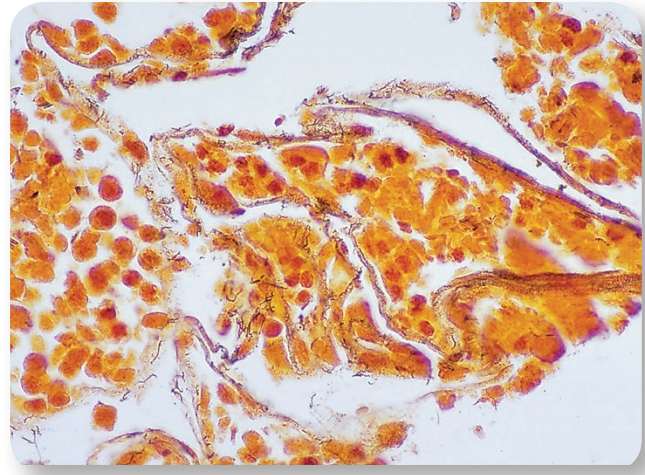


Thermo Scientific Richard-Allan Scientific Reticulin Silver Stain is a Gordon and Sweet's modification that will identify and visualize reticular fibers in tissue sections.

- Working ammoniacal silver solution selectively impregnates and reacts with reticular fibers through multiple reactions, including oxidation and reduction
- Kernechtrot Nuclear Fast Red Stain Solution provides red background stain

Description	Size	Qty.	Order Number
1 kit	----	ea.	<b>87025</b>
<b>Components</b>			
Oxalic Acid Solution	125 mL	ea.	<b>88045</b>
Potassium Permanganate Solution	125 mL	ea.	<b>88046</b>
Ferric Ammonium Sulfate Solution	125 mL	ea.	<b>88047</b>
Reducing Solution	500 mL	ea.	<b>88048</b>
Gold Chloride Solution (0.1%)	125 mL	ea.	<b>88026</b>
Sodium Thiosulfate Solution	125 mL	ea.	<b>88025</b>
Kernechtrot Nuclear Fast Red Stain Solution	125 mL	ea.	<b>88049</b>
Silver Nitrate Solution (10%)	125 mL	ea.	<b>88050</b>
Ammonium Hydroxide Solution	8 mL	ea.	<b>88051</b>
Sodium Hydroxide Solution (3%)	125 mL	ea.	<b>88052</b>

## Thermo Scientific Richard-Allan Scientific Steiner-Steiner Silver



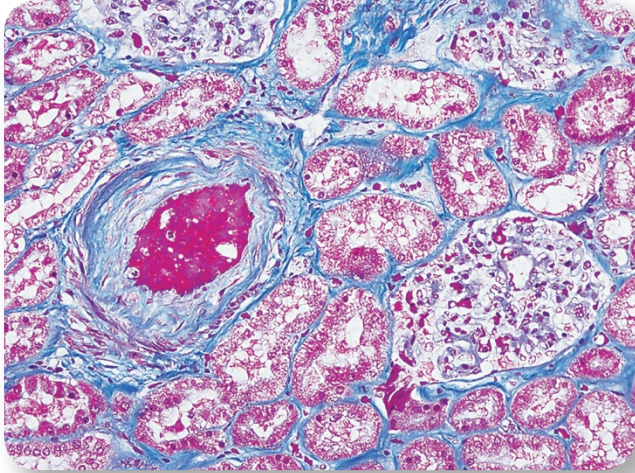
Thermo Scientific Richard-Allan Scientific Steiner-Steiner Silver Stain determines spirochetes and non-filamentous bacteria.

- Bacteria (including spirochetes and Legionella pneumophila), Donovan bodies and fungi all stain black
- Background is stained yellow to brown
- Kit formulation and detailed procedures provide consistent and reproducible results; kit does not contain uranyl nitrate

Description	Size	Qty.	Order Number
1 kit	----	ea.	<b>87009</b>
<b>Components</b>			
Silver Nitrate Solution #2 (dropper)	8 mL	ea.	<b>88021</b>
Silver Nitrate Solution #1	500 mL	ea.	<b>88033</b>
Gum Mastic Solution	500 mL	ea.	<b>88034</b>
Hydroquinone (capsules)	6/pk.	2	<b>88035</b>
Sensitizer Solution	500 mL	ea.	<b>88054</b>



**Thermo Scientific Richard-Allan Scientific Masson Trichrome**

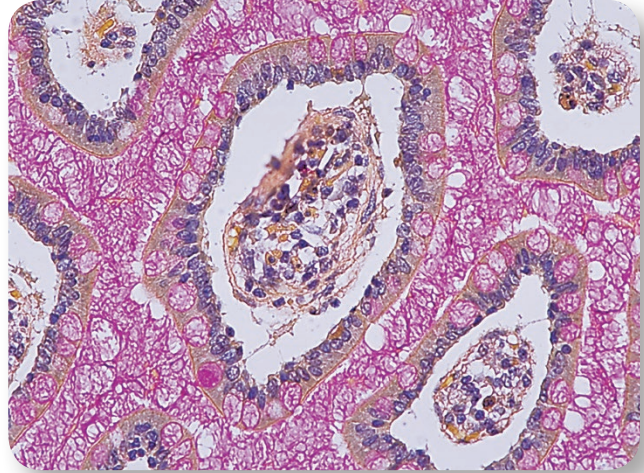


Thermo Scientific Richard-Allan Scientific Masson Trichrome Kit aids in differentiating collagen and smooth muscle in tumors.

- Helps detect diseases of connective tissue and changes in muscle tissue
- Cytoplasm, keratin and muscle fibers are stained red, with collagen and mucin stained blue
- Nuclei are black

Description	Size	Qty.	Order Number
1 kit	----	ea.	<b>87019</b>
<b>Components</b>			
Biebrich Scarlet: Acid Fuchsin Solution	250 mL	ea.	<b>88019</b>
Phosphotungstic-Phosphomolybdic Acid Solution	250 mL	ea.	<b>88020</b>
Aniline Blue Stain Solution	250 mL	ea.	<b>88022</b>
Weigert's Iron Hematoxylin- Part A	500 mL	ea.	<b>88028</b>
Weigert's Iron Hematoxylin- Part B	500 mL	ea.	<b>88029</b>
Bouin's Fluid	500 mL	ea.	<b>88038</b>
1% Acetic Acid Solution	500 mL	ea.	<b>88039</b>

**Thermo Scientific Richard-Allan Scientific Mucicarmine**

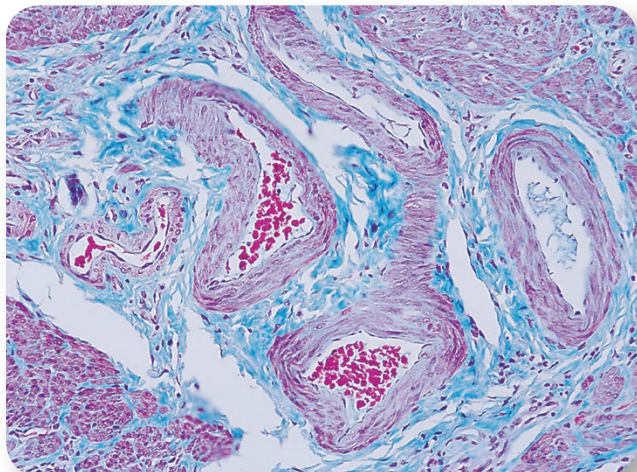


Thermo Scientific Richard-Allan Scientific Mucicarmine Stain is useful in the identification of primary tumor sites.

- Aids in distinguishing mucin-negative undifferentiated squamous cell lesions from mucin-positive adenocarcinomas
- Mucin is stained dark rose and the nuclei are black
- Capsule of Cryptococcus (fungus) is stained deep rose
- Tartrazine solution is used as a yellow cytoplasmic stain

Description	Size	Qty.	Order Number
1 kit	----	ea.	<b>87012</b>
<b>Components</b>			
Tartrazine Stain Solution	500 mL	ea.	<b>88012</b>
Weigert's Iron Hematoxylin Part A	500 mL	ea.	<b>88028</b>
Weigert's Iron Hematoxylin Part B	500 mL	ea.	<b>88029</b>
Mucicarmine Stock Solution	500 mL	ea.	<b>88037</b>

## Thermo Scientific Richard-Allan Scientific Gomori Trichrome (Green Collagen)

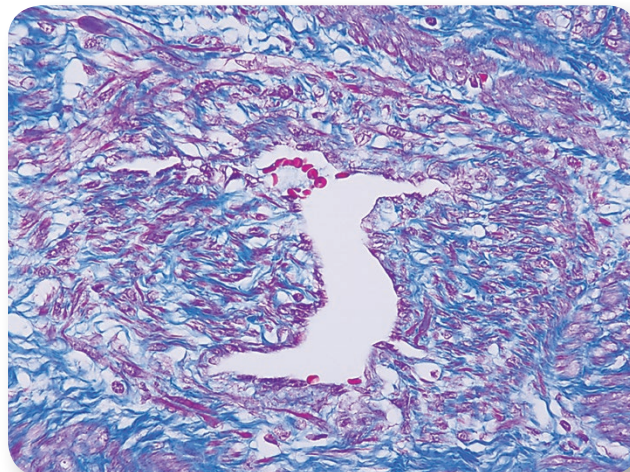


Thermo Scientific Richard-Allan Scientific Gomori Trichrome (Green Collagen) is a one-step trichrome stain that provides distinctive red muscle fibers with green collagen staining.

- Used to study the diseases of connective tissue and muscle associated with fibrotic and dystrophic changes

Description	Size	Qty.	Order Number
1 kit	---	ea.	<b>87021</b>
<b>Components</b>			
Weigert's Iron Hematoxylin- Part A	500 mL	ea.	<b>88028</b>
Weigert's Iron Hematoxylin- Part B	500 mL	ea.	<b>88029</b>
Gomori Trichrome Stain Solution, Green Collagen	500 mL	ea.	<b>88031</b>
Bouin's Fluid	500 mL	ea.	<b>88038</b>
1% Acetic-Acid Solution	500 mL	ea.	<b>88039</b>

## Thermo Scientific Richard-Allan Scientific Gomori Trichrome (Blue Collagen)



Thermo Scientific Richard-Allan Scientific Gomori Trichrome (Blue Collagen) is a one-step trichrome stain that achieves color differentiation similar to the Masson Trichrome with a simple, time-saving procedure.

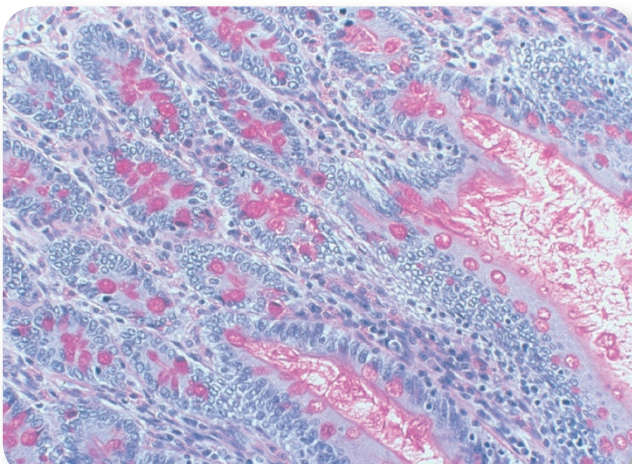
- Used to study the diseases of connective tissue and muscle associated with fibrotic and dystrophic changes
- Collagen is stained blue, cytoplasm and muscle fibers red and the nuclei blue to black

Description	Size	Qty.	Order Number
1 kit	----	ea.	<b>87020</b>
<b>Components</b>			
Weigert's Iron Hematoxylin Part A	500 mL	ea.	<b>88028</b>
Weigert's Iron Hematoxylin Part B	500 mL	ea.	<b>88029</b>
Gomori Trichrome Stain Solution, Blue Collagen	500 mL	ea.	<b>88030</b>
Bouin's Fluid	500 mL	ea.	<b>88038</b>
1% Acetic-Acid Solution	500 mL	ea.	<b>88039</b>

## Thermo Scientific Richard-Allan Scientific Solutions

Description	Size	Qty.	Order Number
Carbol Fuchsin-Kinyoun Solution (Cold Technique)	500 mL	ea.	<b>88106</b>
Carbol Fuchsin-Kinyoun Solution (Heat Technique)	500 mL	ea.	<b>88107</b>
Carbol Fuchsin-Ziehl-Neelsen Solution	500 mL	ea.	<b>88108</b>
Loeffler Methylene Blue Stain Solution	1 L	ea.	<b>88111</b>
Lugol's Iodine Solution (Concentrate)	500 mL	ea.	<b>88114</b>
Phosphate-Buffered Saline, pH 7.4	10 g	12	<b>86112</b>

## Thermo Scientific Shandon Periodic Acid Schiff Kit (PAS)

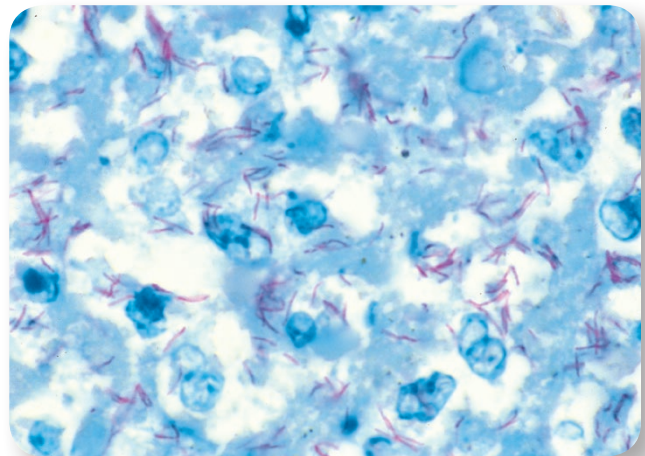


Thermo Scientific Shandon Periodic Acid Schiff (PAS) is for the demonstration of polysaccharides, neutral mucosubstances and basement membranes.

- Kit components include: 0.5% Periodic acid, Schiff reagent, Potassium metabisulfate, Acidified Harris hematoxylin, Potassium phosphate buffer, Diatase powder

Description	Size	Qty.	Order Number
Periodic Acid Schiff Kit	250 mL	ea.	<b>B24200-250</b>

## Thermo Scientific Shandon Acid-Fast Bacillus Stain



Thermo Scientific Shandon Acid Fast Bacillus Stain allows rapid differentiation of acid-fast microorganisms from non-acid fast micro-organisms.

- Methylene Blue provided as counterstain
- No slide heating necessary
- Stains and reagents are ready to use
- Use as routine stain in microbiology or a special stain for histology
- Kit components include: Acid-Fast Bacillus Stain (Carbol Fuchsin); Acid Alcohol Decolorizer; and Methylene Blue Counterstain

Description	Size	Qty.	Order Number
Acid-Fast Bacillus Stain Kit	250 mL	ea.	<b>9990730</b>

## Thermo Scientific Richard-Allan Scientific Hematology Stains

### Thermo Scientific Richard-Allan Scientific Wright Stain

Thermo Scientific Richard-Allan Scientific Wright Stain is a dual-use stain for peripheral blood and bone marrow smears.

- Produces results similar to those of the Giemsa stain with a slightly greater contrast

Description	Qty.	Order Number
1 gal (3.8 L) cubitainer	ea.	89010
2.5gal (9.48 L) cube	ea.	89011
32 oz (0.95 L) bottle	ea.	89012

### Thermo Scientific Richard-Allan Scientific Buffered Wright Stain

Thermo Scientific Richard-Allan Scientific Buffered Wright Stain is a single solution stain containing fixative, buffer and stain for rapid and convenient staining of blood smears.

- Packaged in a 32 oz (0.95 L) bottle for ease of use; suitable for use on automated systems

Description	Qty.	Order Number
32 oz (0.95 L) bottle	12/cs.	3111

### Thermo Scientific Richard-Allan Scientific Wright-Giemsa Stain

Thermo Scientific Richard-Allan Scientific Wright-Giemsa Stain is a dual-use stain for peripheral blood and bone marrow smears.

- Produces somewhat darker results compared with Giemsa, particularly in the blue to magenta shades

Description	Qty.	Order Number
32 oz (0.95 L) bottle	ea.	89013
1 gal (3.8 L) cubitainer	ea.	89014
2.5 gal (9.48 L) cube	ea.	89017

### Thermo Scientific Richard-Allan Scientific Buffered Wright-Giemsa Stain

Thermo Scientific Richard-Allan Scientific Buffered Wright-Giemsa Stain is a single solution stain containing the fixative, buffer and stain for rapid and convenient staining of blood smears.

- Suitable for use on automated systems

Description	Qty	Order Number
32 oz (0.95 L) bottle	12/cs	3121

### Thermo Scientific Richard-Allan Scientific May-Grunwald Stain

Thermo Scientific™ Richard-Allan Scientific™ May-Grunwald Stain is a classical hematology stain.

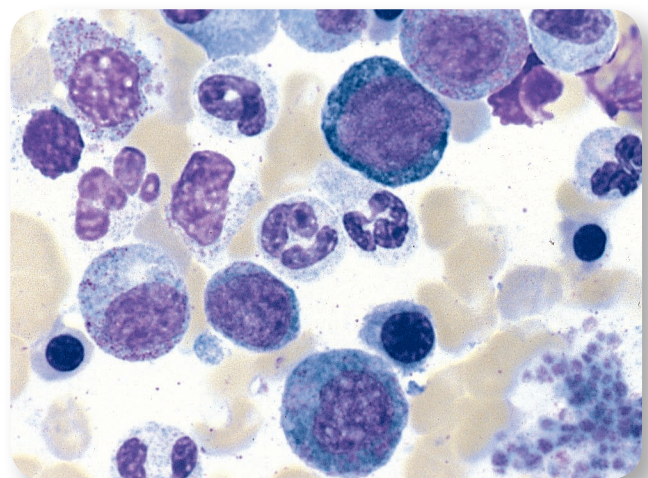
Description	Qty	Order Number
32 oz (0.95 L)	ea.	89027

### Thermo Scientific Richard-Allan Scientific Reticulocyte Stain

Thermo Scientific Richard-Allan Scientific Reticulocyte Stain is a specialized hematology stain for identifying immature erythrocytes.

- Immature erythrocytes stain blue in a fine mesh network within the erythrocyte; mature erythrocytes do not stain

Description	Qty	Order Number
125 mL bottle	ea.	89029



## Thermo Scientific Richard-Allan Scientific Jenner Stain

Thermo Scientific Richard-Allan Scientific Jenner Stain is used for staining of peripheral blood smears.

- One of the oldest stain formulations still in use today
- Provides results similar to that of Giemsa stain
- Eosinophilic granules tend to appear brighter red, basophilic granules and nuclear chromatin stain a dense blue

Description	Qty	Order Number
32 oz (0.95 L) bottle	ea.	89030

## Thermo Scientific Richard-Allan Scientific Three-Step Stain

Thermo Scientific Richard-Allan Scientific Three-Step Stain Set provides results equal to Wright-Giemsa.

- Stain can be used to detect H. Pylori
- Set contains three 500 mL bottles consisting of Fixative Solution A (Eosin-Y) and Solution B (Azure A and Methylene Blue)
- Package insert provides easy-to-follow instructions
- Components are also available in 1 gallon (3.8 L) containers to facilitate use on automated stainers

Description	Size	Qty.	Order Number
Three-Step Stain Set	3 x 500 mL	ea.	3300
Three-Step Fixative	1gal (3.8 L)	ea.	3303
Three-Step Solution A	1gal (3.8 L)	ea.	3313
Three-Step Solution B	1gal (3.8 L)	ea.	3323

## Thermo Scientific Richard-Allan Scientific Phosphate Buffer (6.6, 7.2)

Thermo Scientific Richard-Allan Scientific Phosphate buffers for use with Giemsa, Wright and Wright-Giemsa stains.

- Each single-use bottle yields 0.26 gallon (1 Liter)

Description	Size	Qty.	Order Number
Phosphate Buffer pH 6.6 (powder)	9.25 g	12/cs	89032
Phosphate Buffer pH 7.2 (powder)	9.25 g	12/cs	89033

## Thermo Scientific Richard-Allan Scientific Modified Wright and Wright-Giemsa Hematology Stain Packs



Thermo Scientific Richard-Allan Scientific Modified Wright and Wright-Giemsa Stain Packs are manufactured to fit Hema-Tek™ 1, 1000 and 2000 slide stainers.

- Each pack comes in a convenient sleeve and contains a buffer, rinse and stain
- Decreased precipitate with human blood smears

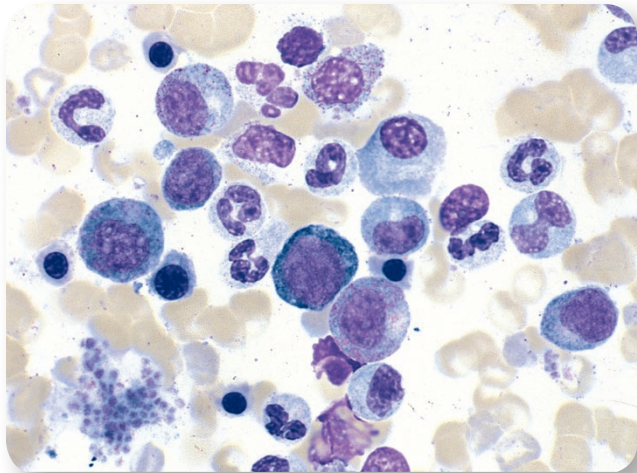
Description	Qty.	Order Number
Modified Wright Stain Pack	5/pk.	3000
Modified Wright-Giemsa Stain Pack	5/pk.	3005
<b>Stain Pack Accessories</b>		
Pump tube set (3/pk.)	8/cs	3010
Cannula set (3/pk.)	16/cs.	3011
Under Platen tubing (3/pk.)	8/cs	3012

## Thermo Scientific Dry Powder Stains

Certified by the Biological Stain Commission

Description	Size	Qty.	Order Number
Wright Stain	100 g	ea.	90049

## Thermo Scientific Shandon Kwik-Diff Stains

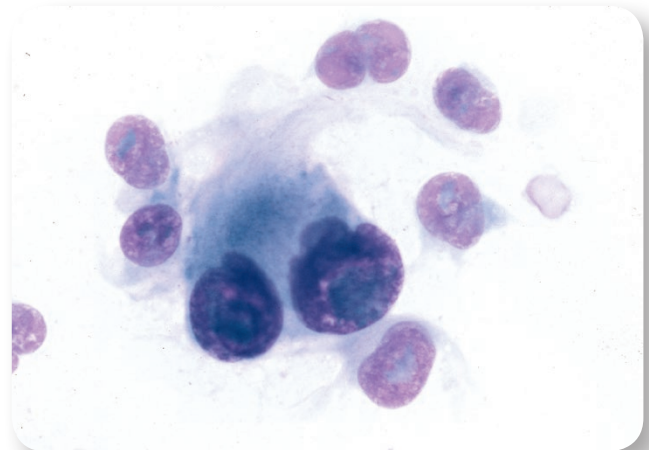


Thermo Scientific™ Shandon™ Kwik-Diff™ Stains are a quick alternative to traditional Wright's and Giemsa Staining procedures.

- Fast three-step differential stain for bone marrows, smears, FNAs and microorganisms such as *Helicobacter pylori*
- Kit components include: Reagent 1, Fixative; Reagent 2, Eosin; Reagent 3, Methylene Blue
- Available in kit form or as individual components

Description	Size	Order Number
Kwik-Diff Stain Kit	480 mL	9990700
Kwik-Diff Stain Kit	120 mL	9990701
<b>Components</b>		
Kwik-Diff Reagent 1, Fixative	1.06 gal (4 L)	9990705
Kwik-Diff Reagent 2, Eosin	1.06 gal (4 L)	9990706
Kwik-Diff Reagent 3, Methylene Blue	1.06 gal (4 L)	9990707

## Thermo Scientific Shandon Wright-Giemsa Solution



Thermo Scientific Shandon Wright-Giemsa Stains utilize eosinates of polychrome methylene blue yielding rich color.

- Unique manufacturing process produces an intense differential stain for blood smears, bone marrows, mast cells and FNAs
- Demonstrates microorganisms such as *Microfilaria*, *Babesia*, *Hemobartonella*, *Giardia*, *Pneumocystis* and *Helicobacter*

Description	Size	Order Number
Wright-Giemsa Solution	1.06 gal (4 L)	9990715

## Thermo Scientific Microbiology Stains and Reagents

### Thermo Scientific Richard-Allan Scientific Gram Stain Kit (Film)

Thermo Scientific Richard-Allan Scientific Gram Stain Kit (Film) provides qualitative differential staining of bacteria from cultures and patient specimens using a modified Hucker Gram stain method.

- Gram-positive microorganisms are stained purple and the Gram-negative bacteria stain pink to red

Description	Size	Qty.	Order Number
Gram Stain Kit (film)	1 kit	ea.	<b>87101</b>
<b>Components</b>			
Crystal Violet Solution	500 mL	ea.	<b>88101</b>
Gram's Iodine Solution	500 mL	ea.	<b>88102</b>
Safranin O Stain Solution	500 mL	ea.	<b>88103</b>
Decolorizing Solution	500 mL	ea.	<b>88104</b>
Sodium Bicarbonate Solution	8 mL	2/cs.	<b>88116</b>

### Thermo Scientific Richard-Allan Scientific Microbiology Reagents

Description	Size	Qty.	Order Number
Decolorizing Solution	500 mL	ea.	<b>88104</b>
Basic Fuchsin Stain Solution	500 mL	ea.	<b>88105</b>
Gentian Violet Solution Aq. (1%)	1 L bottle	ea.	<b>88109</b>
Acid Alcohol Solution 95%	1 L bottle	ea.	<b>88113</b>

### Thermo Scientific Shandon Gram Stain

Thermo Scientific Shandon Gram stain can be used as routine bacteriologic stain on fixed smears and histological slides.

- Based upon the popular Hucker modification
- Demonstrates the presence of microorganisms such as bacteria and differentiates between Gram-positive and Gram-negative bacteria
- Safranin O provided as a counterstain
- Available in kit form or as individual components
- Kit components include: Crystal Violet Stain, Gram's Iodine (stabilized), Decolorizing Solution and Safranin O Counterstain

Description	Size	Order Number
Gram Stain Kit	250 mL	<b>9990720</b>
Gram Stain Kit	125 mL	<b>9990721</b>
Gram Crystal Violet Stain	1.06 gal (4 L)	<b>9990725</b>
Gram's Iodine	1.06 gal (4 L)	<b>9990726</b>
Gram Decolorizing Solution	1.06 gal (4 L)	<b>9990727</b>
Safranin O	1.06 gal (4 L)	<b>9990728</b>

## Thermo Scientific Shandon Portable Staining Kits

### Thermo Scientific Shandon Rapid-Chrome Papanicolaou Staining Kit



Thermo Scientific™ Shandon™ Rapid-Chrome™ Papanicolaou Staining Kit is excellent for rapid results of fine needle aspirations or high-risk specimens.

- Contains a five-slide holder and a portable tray
- Kit components include: Gill 2 Hematoxylin, bluing reagent, EA-50, 100% alcohol, OG-6, 95% alcohol, xylene and mounting medium and five-slide staining grips.
- Packaged in 120 mL glass jars with screw top lids. 60ml reagent fill level.
- 9 x 25 x 3.75" (22.8 x 63.5 x 9.5 cm)

Description	Qty	Order Number
Papanicolaou Staining Kit; Five-slide holder	ea.	9990020

### Thermo Scientific Shandon Rapid-Chrome H&E Frozen Section Staining Kit



Thermo Scientific Shandon Rapid-Chrome H&E Frozen Section Staining Kit produces permanently stained slides. It includes Thermo Scientific™ Rapid-Fix™, an economical, alcohol-based formalin ideal for fixing slides from frozen sections.

- Kit components include: Rapid-Fix fixative, deionized water, Eosin-Y, xylene, Gill 3 Hematoxylin, bluing reagent, 100% alcohol and mounting medium and five slide staining grips.
- Packaged in 120 mL glass jars with screw top lids. 60 mL reagent fill level.
- 9 x 18 x 4.75" (22.8 x 45.7 x 12 cm)

Description	Qty	Order Number
100 slide capacity/kit	ea.	9990001



**Thermo Scientific Shandon Rapid-Chrome Kwik-Diff Staining Kit**



Thermo Scientific™ Shandon™ Rapid-Chrome Kwik-Diff™ Staining Kit is specially configured for performing quick, high-quality differential stains.

- Ideal for FNA carts
- Packaged in 120 mL glass jars with screw top lids. 60 mL reagent fill level.
- Kit components include: Fixative, Methylene Blue, Eosin, spill-free slide jar, one plastic slide grip, Superfrost slides, 24 x 50, No. 1 Coverslip, resin mount mountant, one cardboard slide folder and a Secureline marker
- 9 x 18 x 4.75" (22.8 x 45.7 x 12 cm)

Description	Qty	Order Number
100 slide capacity/kit	ea.	9990702

## Thermo Scientific Coverslips

### Thermo Scientific Richard-Allan Scientific Signature Series Cover Glass



Thermo Scientific Richard-Allan Scientific Signature Series Cover Glasses are a full line of pre-cleaned cover glass in assorted sizes and thicknesses.

- Signature Series Cover Glass is uniquely manufactured to eliminate sticking and reduce waste
- Excellent choice for use in automatic coverslippers

Description	Size	Qty.	Order Number
<b>Signature Series, 0.13 to 0.17 mm thick</b>			
24 x 40 mm	1 oz box	10/cs.	<b>12440S</b>
24 x 50 mm	1 oz box	10/cs.	<b>12450S</b>
24 x 60 mm	1 oz box	10/cs.	<b>12460S</b>
<b>Standard Coverslips, 0.13 to 0.17 mm thick</b>			
22 x 22 mm	1 oz box	10/cs.	<b>102222</b>
22 x 40 mm	1 oz box	10/cs.	<b>102240</b>
22 x 50 mm	1 oz box	10/cs.	<b>102250</b>
22 x 60 mm	1 oz box	10/cs.	<b>102260</b>
24 x 24 mm	1 oz box	10/cs.	<b>102424</b>
24 x 30 mm	1 oz box	10/cs.	<b>102430</b>
24 x 40 mm	1 oz box	10/cs.	<b>102440</b>
24 x 50 mm	1 oz box	10/cs.	<b>102450</b>
24 x 55 mm	1 oz box	10/cs.	<b>102455</b>
24 x 60 mm	1 oz box	10/cs.	<b>102460</b>

Description	Size	Qty.	Order Number
<b>Signature Series, 0.16 to 0.19 mm thick</b>			
22 x 22 mm	1 oz box	10/cs.	<b>152222</b>
22 x 50 mm	1 oz box	10/cs.	<b>152250</b>
24 x 30 mm	1 oz box	10/cs.	<b>152430</b>
24 x 40 mm	1 oz box	10/cs.	<b>152440</b>
24 x 50 mm	1 oz box	10/cs.	<b>152450</b>
24 x 55 mm	1 oz box	10/cs.	<b>152455</b>
24 x 60 mm	1 oz box	10/cs.	<b>152460</b>
<b>Signature Series, 0.16 to 0.25mm thick</b>			
24 x 40 mm	1 oz box	10/cs.	<b>202440</b>
24 x 60 mm	1 oz box	10/cs.	<b>202450</b>
24 x 60 mm	1 oz box	10/cs.	<b>202460</b>

### Thermo Scientific Resolve Immersion Oil



Thermo Scientific™ Resolve™ Immersion Oil is a clear, colorless oil that allows light transmission throughout most of the UV-VIS spectrum.

- Manufactured using a proprietary process that removes interfering substances and will not damage valuable optics or irreplaceable slide specimens
- Available in both low and high viscosity, is non-drying and non-hardening and has a refractive index of 1.5150
- Contains no PCB's, eliminating toxicity and disposal problems
- Conveniently packaged in four sizes

Description	Qty.	Order Number
Low viscosity, 0.5 oz	ea.	<b>M2000</b>
High viscosity, 0.5 oz	ea.	<b>M2004</b>
Low viscosity, 1 oz	ea.	<b>M3000</b>
High viscosity, 1 oz	ea.	<b>M3004</b>
Low viscosity, 4 oz	ea.	<b>M4000</b>
High viscosity, 4 oz	ea.	<b>M4004</b>
Low viscosity, 16 oz	ea.	<b>M5000</b>
High viscosity, 16 oz	ea.	<b>M5004</b>

## Thermo Scientific Coverslipping Mountants

### Thermo Scientific Signature Series Mounting Medium



Thermo Scientific Richard-Allan Scientific Signature Series Mounting Medium is miscible with all clearing agents including xylene substitutes.

- Rapid drying
- Toluene base
- Optically clear
- Will not cause fading of stains even after prolonged storage

Description	Qty.	Order Number
4 oz (118 mL)	6/cs.	<b>4112</b>
1 pt (0.4 L)	2/cs.	<b>4111</b>

### Thermo Scientific ClearVue Approved Mounting Mediums

Description	Qty.	Order Number
Toluene-based 1pt (473 mL)	2/cs.	<b>4211</b>
Xylene-based 1pt (473 mL)	2/cs.	<b>4212</b>

### Thermo Scientific Cytoseal 60 and 280



Thermo Scientific™ Richard-Allan Scientific™ Cytoseal 60 and 280 Mounting Media is a clear, colorless, toluene-based mounting media formulated from acrylic resins. The addition of antioxidants inhibits fading or yellowing of stained specimens.

- Will not crack or discolor with age
- Cytoseal 60 mountant is a low-viscosity medium that dries quickly and allows for rapid, even spreading which virtually eliminates air bubbles
- Cytoseal 280 mountant is a high-viscosity medium for applications where minimal spreading is desired or without a cover glass

Description	Qty.	Order Number
Cytoseal 60; 4 oz	12/cs.	<b>8310-4</b>
Cytoseal 60; 16 oz	12/cs.	<b>8310-16</b>
Cytoseal 280; 4 oz	12/cs.	<b>8311-4</b>

### Thermo Scientific Cytoseal XYL

Thermo Scientific Richard-Allan Scientific Cytoseal XYL mounting media contains an antioxidant to inhibit the fading or yellowing of stained specimens.

- Xylene-based
- Rapid drying allows microscopic examination of slides soon after application
- Packaged in a 4- oz bottle with a twist-open/twist-closed cap

Description	Qty.	Order Number
4 oz (118 mL)	12/cs	<b>8312-4</b>

### Thermo Scientific Shandon-Mount

Thermo Scientific Shandon Shandon-Mount permanent mounting medium is ideal for conventional coverslipping



- Economical, organic, overnight-drying liquid coverslip
- Toluene base
- Refractive index: 1.495 ±0.005 (dry)
- Viscosity: Low (72 to 120 cps at 22 °C)

Description	Qty.	Order Number
60 mL	ea.	1900331
120 mL	ea.	1900333
500 mL	2/cs.	9990435

### Thermo Scientific Shandon Immu-Mount

Thermo Scientific™ Shandon™ Immu-Mount™ is an aqueous base for immunostaining and other techniques.



- Non-permanent mountant
- Economical, organic, overnight drying liquid coverslip
- Aqueous base for immunostaining and other techniques
- Non-fluorescing medium with a low viscosity
- Resists fading and polymerises quickly for easier handling of finished slides

- Refractive index: 1.495 ±0.002 (liquid); 1.586 ±0.002 (dry)
- Viscosity: Low (120 to 160 cps at 24 °C)
- pH: 8.0 from 8.8 at 21° to 24 °C

Description	Qty.	Order Number
20 mL	ea.	9990402
20 mL	6/cs.	9990412
1 L	ea.	9990414

### Thermo Scientific Shandon Xylene Substitute Mountant

Thermo Scientific Shandon Xylene Substitute mountant is formulated specifically for use with the Thermo Scientific Shandon Xylene Substitute



- A permanent, organic mounting medium.
- Compatible with all routine xylene substitute clearing agents
- Toluene base
- Refractive index: 1.495 ±0.005 (dry)
- Viscosity: Medium (120 to 265 cps at 24 °C)

Description	Qty.	Order Number
60 mL	ea.	1900231
120 mL	ea.	1900233
500 mL	2/cs.	9999122

### Thermo Scientific EZ-Mount

Thermo Scientific™ Shandon™ EZ-Mount™ mountant is compatible with membrane filters.



- Permanent and organic mountant.
- Xylene base
- Refractive index: 1.495 ±0.005 (dry)
- Viscosity: High (1280 to 2790 cps at 22 °C)

Description	Qty.	Order Number
500 mL	2/cs.	9999120

## Thermo Scientific Shandon Synthetic Mountant



Thermo Scientific Shandon is a permanent, organic mountant.

- Toluene base
- Refractive index: 1.495 ±0.005 (dry)
- Viscosity: Medium (170 to 200 cps at 22 °C)

Description	Qty.	Order Number
500 mL	2/cs.	<b>6769007</b>

## Thermo Scientific Consul-Mount

Thermo Scientific™ Shandon™ Consul-Mount™ (Histology Formulation) mountant is designed specifically for use with the Thermo Scientific™ Consul™ coverslipper.



- Permanent, organic mountant
- Histology and Cytology formulations available
- Xylene base
- Refractive index: 1.495 ±0.005 (dry)
- Viscosity: Cytology - Medium/High (490 to 640 cps at 24 °C); Histology - Medium (125 to 200 cps at 24 °C)

Description	Qty.	Order Number
Histology formulation; 500 mL	4/cs.	<b>9990440</b>
Cytology formulation; 500 mL	4/cs.	<b>9990441</b>

### Thermo Scientific Coverslipping Forceps

#### Thermo Scientific Coverglass Thumb Forceps



Thermo Scientific Coverglass Dissection Forceps are available in premium and standard grades.

- Flat, square-end tips
- Properly hardened, tempered and passivated
- Electronically polished and cleaned for a high-quality finish
- Patterns, dimensions and finish held to exacting standards, producing the finest instruments available
- Guaranteed to be free from defects in material and workmanship

Description	Qty.	Order Number
4.75" (12.1 cm)	ea.	19040

#### Thermo Scientific Kuehne Coverglass Thumb Forceps



Thermo Scientific Coverglass Thumb Forceps feature angled tips.

- Flat, square-end tips
- Properly hardened, tempered and passivated
- Electronically polished and cleaned for a high-quality finish
- Patterns, dimensions and finish held to exacting standards, producing the finest instruments available
- Guaranteed to be free from defects in material and workmanship


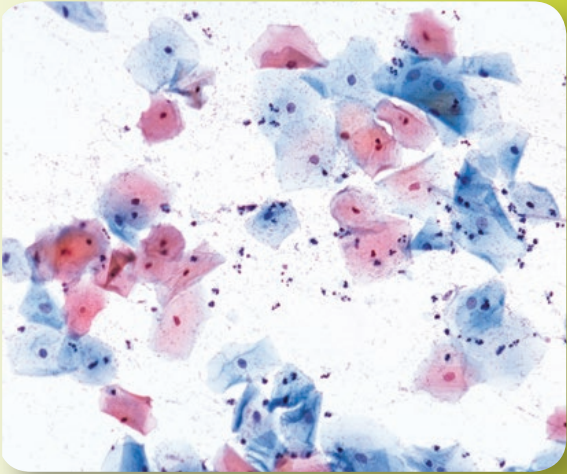
Description	Qty.	Order Number
4.75" (12.1 cm)	ea.	19060



# Thermo Scientific Cytospin 4 Cyto centrifuge

**Simple, reliable and consistent cell preparation.**

The Thermo Scientific™ Cytospin™ 4 Cyto centrifuge has been synonymous with cyto centrifugation for over 40 years and is used in more than 16,000 laboratories worldwide. When combined with Thermo Scientific cytology consumables, it provides economical thin-layer preparations from any liquid matrix, especially hypocellular fluids such as spinal fluid and urine.



### Reliable thin-layer quality

- Carefully controlled centrifugation separates and deposits cells in a monolayer
- Maintains cellular integrity
- Produces good representation of all cell types present within a homogeneous liquid sample

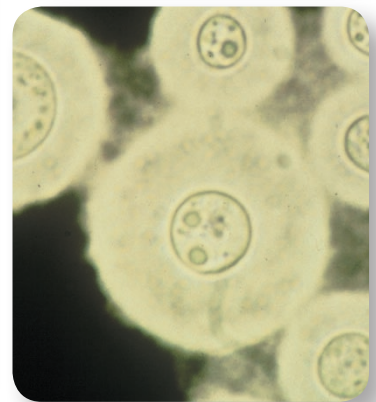
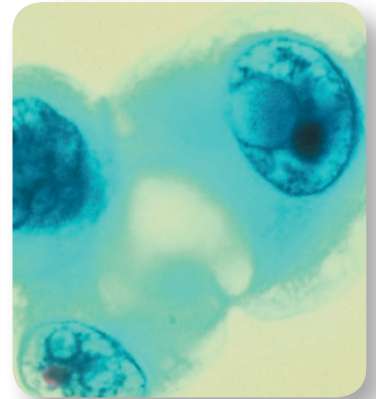
### Convenient Thermo Scientific™ Cytofunnel™ sample chamber options

- Optimize cell yield
- Decrease the possibility of cross-contamination
- Accommodate samples up to 6 mL in volume



# Thermo Scientific Cytospin 4 Applications

## Disciplines that use the Thermo Scientific Cytospin 4 Cyto centrifuge



### Cytology

- Excellent performance for non-gynecological cytology, especially hypocellular fluids
- Many types of collection fluids and funnel options available
- Offers quality presentation at a fraction of the cost of other thin-layer technologies
- Prepares both air-dried and fixed specimens
- Can be used for liquid-based cytology (LBC) applications

### Microbiology

- Microorganisms are often present in low numbers from limited sample volumes; cyto centrifugation effectively spins the microorganisms onto the slide, maximizing the yield and presenting those organisms in a clean, defined area, allowing for straightforward morphological identification
- Only a small sample volume is needed so multiple samples may be run for a variety of special staining and support testing procedures
- Concentrates samples for Gram stains

### Hematology/Oncology

- Easy to achieve a constant cell/unit volume
- Excellent for all fluids, bone marrow and peripheral blood
- Even with a cell count of “zero,” the Cytospin often locates the few cells in the fluid that the counter missed

### Virology

- There are many published technical papers using the Cytospin 4 for the rapid detection of respiratory viruses, CMV detection, ISH, FISH, etc.

### Research/General Use

- The most cost-effective, time-effective way to make quality thin-layer cell preparations
- Excellent for molecular studies, specialized staining applications and EM
- Used in veterinary, dental and chemosensitivity protocols

### The Thermo Scientific Cytospin 4 Cyto centrifuge

The Thermo Scientific Cytospin 4 is the ultimate thin-layer cell preparation system

- Process 12 specimens at one time
- Accepts all protocols from Cytospin 1, 2 and 3
- Redesigned lid release mechanism allows for one-handed opening and closing
- Only operates when the lid is locked into position and lid remains locked during rotation
- Polycarbonate window allows the operator to see the sealed head during cyto centrifugation
- Accidental fluid spillage will not damage the mechanical or electronic components
- Designed for easy disinfection
- Meets stringent IEC 61010 standards for centrifuge safety
- Pull-out program card allows for up to nine programs to be logged for fast and convenient reference

#### Safe and Reliable

- Protects the operator before, during and after sample preparation. Allows user to load the sealed head in a microbiological cabinet for ultimate safety
- Auto-locking, plastic outer lid
- Autoclavable sealed head
- Disposable sample chambers with caps
- Safety alarms that protect users and specimens
- Wipe-clean control panel

#### Simple Principle for Excellent Presentation

- Using centrifugal principles, the cyto centrifuge deposits cells onto a clearly defined area of a glass slide and allows for the absorption of the residual fluid into the sample chamber's filter card
- Cyto centrifugation also constructively flattens cells for excellent nuclear presentation
- During operation, the instrument's spinning action tilts Thermo Scientific™ Cytofunnels™ upright and centrifuges cells onto the deposition area of the slide, giving all cell types equal opportunity for presentation
- In the Load or Stop position, this unique tilting feature reduces cell loss by preventing residual fluid from coming into contact with the prepared slide



#### Simple and Precise Controls

- Protected program memory stores up to 23 routines for instant recall
- Program keypad has “easy-touch” design that allows for easier key strokes and more intuitive programming
- Speed window displays the programmed spinning speeds from 200 to 2000 RPM
- Three acceleration control buttons allow the operator excellent flexibility and exceptional protection for fragile samples
- Time window displays the programmed and remaining run time from 1 to 99 min
- Control panel has a standby power saving mode; displays are also turned on and off by the standby key
- Safety alarms include an audible alarm when the cyto centrifuge is out of balance, outside the speed tolerance or if the lid is not properly locked
- Unit will not spin if the lid is not locked
- Specimen safety alarm feature reminds users at one-minute intervals to remove specimens, protecting them from air-drying and ensuring consistent results

## Physical Specifications

Dimensions (D x W x H):

With closed lid: 24.5 x 16 x 9.5" (62 x 40.5 x 24 cm)

With opened lid: 24.5 x 16 x 25" (62 x 40.5 x 62 cm)

Weight: 26.5 lbs (12 kg)

Power Requirements: 100-240 VAC, 50/60 Hz, 1 Ph, 150 VA Max.

## Includes

Cytospin 4 Cytocentrifuge, sealed head/rotor, marking pen, operator guide, service record book and standard workflow diagram.

## Starter Kits

Thermo Scientific EZ Funnel Starter Kit includes:

- 25 Thermo Scientific EZ Megafunnels
- 20 Thermo Scientific™ EZ Single White Cytofunnels™
- 20 EZ Thermo Scientific Double Cytofunnels
- Thermo Scientific Cytoslides

Thermo Scientific™ Clipped Funnel Starter Kit includes:

- 50 Thermo Scientific Single White Cytofunnels
- 25 Thermo Scientific Double Cytofunnels
- Thermo Scientific Cytoslides
- 12 Thermo Scientific™ Cytoclips™

## Certifications and Compliance

IEC 61010, CSA, UL and CE Mark (IVDD compliant)



*Thermo Scientific Cytospin sealed head*

Description	Order Number	
Cytospin 4 unit only	A78300003	
EZ Funnel Starter Kit	A78710013	
Clipped Funnel Starter Kit	3120110	

Accessories	Qty.	Order Number
Additional sealed head	ea.	59910018
Sealed head seals	3/pk.	59910019
Service manual	ea.	A78310251

# Thermo Scientific Shandon EZ Cytofunnel Sample Chambers

## Clipless funnels for easier preparations


### Thermo Scientific™ EZ Cytofunnel™ General Features

- For single use with all Thermo Scientific Cytospin Cyto centrifuge applications
- Optimize cell yield
- Reduce the risk of exposure to pathogenic samples
- Disposable to eliminate time-consuming decontamination and cleaning
- Decrease the possibility of cross-contamination
- Eliminate the need for metal Thermo Scientific™ Cytoclips™
- Produce more cost-effective, thin-layer preparations when compared with other thin-layer methods

### Includes

Closure caps and easy-to-use operational illustrations

### Thermo Scientific Shandon EZ Single Cytofunnel with White Filter Cards



Thermo Scientific™ Shandon™ EZ Single Cytofunnel™ is a disposable sample chamber with white filter card and cap.

- Use for sample volumes up to 0.5 mL
- Cell deposition area of 6 mm in diameter (28 mm<sup>2</sup>)
- Pre-attached white filter card for high absorbency

Qty.	Order Number
40/box	<b>A78710003</b>
200/pk.	<b>A78710020</b>

### Thermo Scientific Shandon EZ Single Cytofunnel with Brown Filter Cards



Thermo Scientific Shandon EZ Single Cytofunnel is a disposable sample chamber with brown filter card and cap.

- Use for sample volumes up to 0.4 mL
- Cell deposition area of 6 mm in diameter (28 mm<sup>2</sup>)
- Pre-attached brown filter card for slower absorbency; increases cell yield
- Excellent for scanty specimens such as cerebrospinal fluid

Qty.	Order Number
40/box	<b>A78710004</b>

### Thermo Scientific Shandon EZ Cytofunnel Bench Stand




Thermo Scientific Shandon EZ Cytofunnel Bench Stand is convenient for loading samples outside of the Cytospin™ sealed head.

- Stainless steel construction
- Holds 12 EZ Cytofunnels

Qty.	Order Number
Ea.	<b>A78710022</b>

### Thermo Scientific Shandon EZ Double Cytofunnel




Thermo Scientific™ Shandon™ EZ Double Cytofunnel™ is a disposable sample chamber with white filter cap and cap.

- Allows two sample deposition areas on a single slide; each area measures 6 mm in diameter (28 mm<sup>2</sup>)
- Double the number of sample presentations per run
- Funnel markings correspond to slide markings for simple identification
- Pre-attached white filter card for high absorbency
- Ideal for use with immunochemistry techniques

Qty.	Order Number
40/box	A78710005
200/cs.	A78710021

### Thermo Scientific Shandon EZ Megafunnel with Cap and Slide



Thermo Scientific Shandon™ EZ Megafunnel™ is a disposable, high-volume sample chamber with cap.

- Designed for spinning large samples up to 6 mL
- Minimizes the need to pre-centrifuge
- Cell deposition area of 22 x 14.75 mm (325 mm<sup>2</sup>) for increased cell yield
- Prepares both air-dried and fixed preparations, providing additional valuable diagnostic information
- Can be loaded outside the sealed head and stand upright on the counter without the use of the EZ Cytofunnel Bench Stand

**Includes:**

Thermo Scientific™ Megafunnel Cytoslides™

Qty.	Order Number
25/box	A78710001

## Thermo Scientific Shandon Original Cytofunnels

The original is still the most trusted clipped funnel available today

- Fit snugly against a specially marked Cytoslide
- Held in place with a Thermo Scientific Cytoclip
- Twelve assemblies fit into the Cytospin head
- Cytoclips easily unlock to dispose of the sample chamber and to remove the slide
- Include caps and easy-to-use operational illustrations

### Thermo Scientific Shandon Single Cytofunnel with White Filter Card



Thermo Scientific Shandon Single Cytofunnel is a disposable sample chamber with white filter card and cap.

- Use for sample volumes up to 0.5 mL
- Cell deposition area of 6 mm in diameter (28 mm<sup>2</sup>)
- Pre-attached white filter card for high absorbency
- Requires the use of Thermo Scientific Cytoclips

Qty.	Order Number
50/box	5991040
500/cs.	1102548

### Thermo Scientific Shandon Single Cytofunnel with Brown Filter Card



Thermo Scientific Shandon Single Cytofunnel is a disposable sample chamber with brown filter card and cap.

- Use for sample volumes up to 0.4 mL
- Cell deposition area of 6 mm in diameter (28 mm<sup>2</sup>)
- Pre-attached brown filter card for slower absorbency; increases cell yield
- Excellent for scanty specimens such as cerebrospinal fluid
- Requires the use of Thermo Scientific™ Cytoclips™

Qty.	Order Number
50/box	5991043

### Thermo Scientific Shandon Double Cytofunnel

Thermo Scientific Shandon Double Cytofunnel is a disposable sample chamber with white filter card and cap.

- Allows two sample deposition areas on a single slide; each area measures 6 mm in diameter (28 mm<sup>2</sup>)
- Can accommodate sample volumes up to 0.5 mL (0.25 mL per side)
- Funnel markings correspond to slide markings for simple identification
- Pre-attached white filter card for high absorbency
- Ideal for use with immunochemistry techniques
- Requires the use of Thermo Scientific Cytoclips



Qty.	Order Number
25/box w/caps	<b>5991039</b>
500/cs.	<b>1102547</b>

### Thermo Scientific Shandon Cytoclip Stainless Steel Slide Clip



Thermo Scientific™ Shandon™ Cytoclip™ Stainless Steel Slide Clips hold the Cytofunnel sample chamber against the microscope slide during cytocentrifugation.

- For preparation in the Thermo Scientific Cytospin cytocentrifuge
- Autoclavable and reusable

Qty.	Order Number
6/box	<b>59910052</b>

### Thermo Scientific Shandon TPX Single Sample Chamber, Caps and Filter Cards



Thermo Scientific™ Shandon™ TPX Single Sample Chamber is a reusable sample chamber used in conjunction with a closure cap, Cytoclip and disposable filter card.

- Reusable
- Autoclavable
- Use with disposable white filter cards for routine sample volumes up to 0.5 mL
- Use with disposable brown filter cards for hypocellular sample volumes of 0.4 mL or less

#### Filter cards

- Highly absorbent disposable filter cards for use with TPX chamber
- Not for use with Cytofunnel disposable sample chambers
- Each filter card has two holes to ensure proper orientation with the TPX sample chamber

Description	Qty.	Order Number
TPX Sample Chamber	12/cs.	<b>A78710018</b>
Closure caps	12/cs.	<b>59910025</b>
Brown filter cards	200/box	<b>5991023</b>
White filter cards	200/box	<b>5991022</b>

## Thermo Scientific Shandon Cytoslides


### Microscope slides made specifically for Cytospin applications

- Specimen area is outlined for rapid location during screening
- All slides are 75 x 25 mm
- Made from high-quality optical glass
- Compatible with Thermo Scientific SlideMate Slide Printer

### Coated Slides

- Eliminate the need for albumin coating procedures
- Save labor and resource time
- Eliminate background staining on albuminized, IHC, or ISH processed slides

### Thermo Scientific Shandon Single Cytoslides



Thermo Scientific™ Shandon™ Single Cytoslides™ are for use with Thermo Scientific™ Shandon™ Single Cytofunnels™.

- White, 12 mm diameter circle defines the cell display area to allow for efficient and rapid location
- Uncoated slides available with circle on front or back
- Sold in boxes of 100 slides

Description	Order Number
Coated circle, back	5991056
Non-coated circle, back	5991051
Non-coated circle, front	5991059

### Thermo Scientific Shandon Double Cytoslides




Thermo Scientific Shandon Double Cytoslides are for use with Thermo Scientific™ Double Cytofunnel™ Chambers.

- Each specimen is displayed within a circle marked as 1 or 2
- Numbered circles correspond with the Cytofunnel chamber
- Circles on back of slide (both coated and non-coated)
- Sold in boxes of 100 slides

Description	Order Number
Coated	5991055
Non-coated	5991054

### Thermo Scientific Shandon Mask Cytoslides



Thermo Scientific Shandon Mask Cytoslides are used for immunofluorescence.

- Black coating masks out UV light to restrict microscope viewing to the specimen
- Sold in boxes of 100 slides

Description	Order Number
Single circle, black mask	5991057
Double circle, blue mask	B5991050



### Thermo Scientific Richard-Allan Scientific Papanicolaou Stain EA

Thermo Scientific Richard-Allan Scientific Papanicolaou Stain EAs provide brilliant cytoplasmic staining for gynecological and non-gynecological specimens.

- Different formulations offer the user control of the color intensities and hues
- EA-36 and EA-50 are used in conjunction with OG-6 for gynecological staining
- EA-65 is used with OG-6 for non-gynecological staining
- Modified EA is a Gill modification that minimizes precipitation, reduces staining time and does not contain Bismarck Brown; designed to be used with Modified OG

Description	Qty.	Order Number
<b>EA-36</b>		
1 pint (0.47 L)	4/cs.	75411
1 gal (3.8 L)	ea.	75411
<b>EA-50</b>		
1 pint (0.47 L)	4/cs.	75504
1 gal (3.8 L)	ea.	75511
2.5 gal cube (9.5 L)	ea.	75525
<b>EA-65</b>		
1 pint (0.47 L)	4/cs.	75604
1 gal (3.8 L)	ea.	75611
2.5 gal cube (9.5 L)	ea.	75625
<b>Modified EA</b>		
1 pint (0.47 L)	4/cs.	75704
1 gal (3.8 L)	ea.	75711

### Thermo Scientific Richard-Allan Scientific Mucolytic Agent

Thermo Scientific Richard-Allan Scientific Mucolytic Agent is specially formulated to preserve and liquefy mucoid cytology specimens to optimize diagnostic results.

- Maintains cell morphology and staining characteristics of fresh and unfixed cytology specimens
- Specimens may be stored within this solution indefinitely with no adverse effects
- Tinted for easy specimen identification

Description	Qty.	Order Number
1 pint (0.47 L)	4/cs.	76166
1 gal / (3.8 L)	ea.	76167

### Thermo Scientific Richard-Allan Scientific Saccomanno Fluid



Thermo Scientific Richard-Allan Scientific Saccomanno Fluid is a general purpose cytology fixative especially suited for upper respiratory tract specimens - most notably, sputum.

- Ready-to-use cytology fixative is an alcohol and polyethylene glycol (Carbowax™) solution
- Permits storage of specimens for weeks
- Prevents air-drying artifact
- Clear containers and tinted solution make specimen identification easy
- Each prefilled container is labeled with a “do not drink” warning, as specimens may be collected at home

Description	Qty.	Order Number
120 mL, filled to 60 mL	4/cs.	76160
1 gal (3.8 L)	ea.	76161

### Thermo Scientific Richard-Allan Scientific Fix-Rite 2

Thermo Scientific™ Richard-Allan Scientific™ Fix-Rite™ 2 solution is a Carbowax™-containing spray fixative used for routine cytological preparations.

- Coating protects cells when mailing or transporting slides to the laboratory; prevents air-drying artifact
- Packaged in 4 oz containers to allow the user complete control during application

Description	Qty.	Order Number
Pump spray bottle	12/cs.	76150

## Thermo Scientific Richard-Allan Scientific Cytology Stains

### Thermo Scientific Signature Series Cyto-Stain



Thermo Scientific™ Richard-Allan Scientific™ Signature Series Cyto-Stain™ is a uniquely formulated cytoplasmic stain that produces results similar to conventional Papanicolaou stains.

- Use for all gynecological and non-gynecological procedures
- Reduces staining time
- Cost-effective because user performs only one counterstain, not two
- Cyto-Stain provides a full range of familiar cytoplasmic colors and allows the user control over the staining intensities
- Cyto-Stain G is a modification to produce greener cyanophilic hues in intermediate and basal cells

Description	Qty.	Order Number
<b>Cyto-Stain</b>		
1 pint (0.47 L)	4/cs.	<b>7511</b>
1 gal (3.8 L)	ea.	<b>7501R</b>
<b>Cyto-Stain G</b>		
1 gal (3.8 L)	ea.	<b>7501G</b>

### Thermo Scientific Richard-Allan Scientific Papanicolaou Stain OG

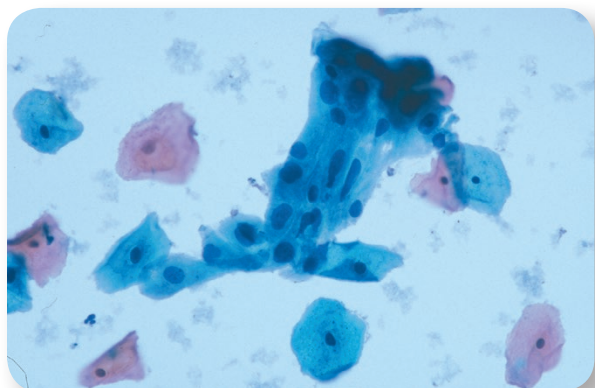
Thermo Scientific Richard-Allan Scientific Papanicolaou Stain OG-6 stains are used to stain keratinized areas of the cell.

- Modified OG is a Gill modification that minimizes precipitation and reduces staining time
- Use OG stains with EA-36 or EA-50 when staining gynecological specimens
- Use OG stains with EA-65 for staining non-gynecological specimens

Description	Qty.	Order Number
<b>OG-6</b>		
1 pint (0.47 L)	4/cs.	<b>75204</b>
1 gal (3.8 L)	ea.	<b>75211</b>
2.5 gal (9.5 L)	ea.	<b>75225</b>
<b>Modified OG</b>		
1 gal (3.8 L)	ea.	<b>75311</b>

## Thermo Scientific Shandon Cytology Stains

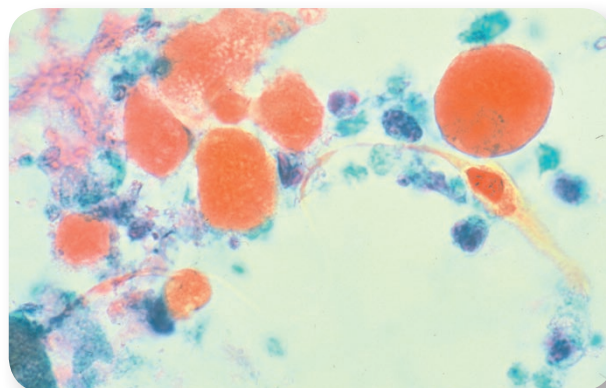
### Thermo Scientific Shandon EA-50 Stain



- Polychromatic cytoplasmic stain
- Clearly differentiates cellular components with pink, green and blue-green hues

Size	Qty.	Order Number
1 L (0.26 gal)	2/cs.	6766001
4 L (1.06 gal)	ea.	6766002

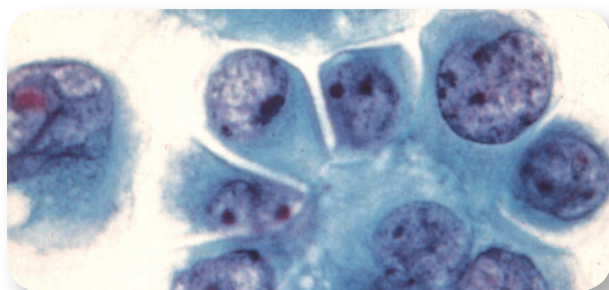
### Thermo Scientific Shandon OG-6 Stain



- Demonstrates keratin in cytoplasm

Size	Qty.	Order Number
1 L (0.26 gal)	2/cs.	6766005
4 L (1.06 gal)	ea.	6766006

### Thermo Scientific Shandon EA-65 Stain



- Polychromatic cytoplasmic stain
- Lower concentration of light green improves expression of eosin stained components
- Ideal for thicker non-gynecological preparations

Size	Qty.	Order Number
1 L (0.26 gal)	2/cs.	6766003
4 L (1.06 gal)	ea.	6766004

## Thermo Scientific Shandon Cytology Consumables

Quality consumables for the best results

### Thermo Scientific Shandon Cytospin Collection Fluid



Thermo Scientific Shandon Cytospin Collection Fluid is packaged in several forms, including convenient pump bottle or pre-filled specimen cups

- Ready-to-use alcohol/Carbowax polyethylene glycol combination for direct specimen collection and fixation
- Permits storage of specimens or unstained slides for weeks without adverse effect

Description	Qty.	Order Number
<b>Pump Bottle</b>		
4 L (1.06 gal)	ea.	<b>6768001</b>
<b>Bottle</b>		
500 mL (0.13 gal)	2/cs.	<b>6768315</b>
10 L (2.64 gal) cubitainer	2/cs.	<b>9990310</b>
<b>Cups</b>		
120 mL, filled to 60 mL	125/cs.	<b>9990323</b>

### Thermo Scientific Shandon Cell-Fixx Spray Fixative



Thermo Scientific™ Shandon™ Cell-Fixx™ Spray Fixative allows for convenient preparation of slides.

- Includes Carbowax, which coats the smear to maintain cellular detail
- Prevents air drying artifact and cell loss
- Supplied in pump bottle

Size	Qty.	Order Number
50 mL	6/cs.	<b>6768326</b>

**Thermo Scientific Shandon CytoRich Red Collection Fluid**



Thermo Scientific™ Shandon™ CytoRich™ Red Collection Fluid lyses RBC's and solubilizes proteins.

- Ready-to-use, alcohol-based fluid
- Compatible with immunohistochemistry
- Pre-filled containers available

Size	Qty.	Order Number
<b>Bottle</b>		
4 L (1.06 gal)	ea.	<b>B9990800</b>
500 mL (0.13 gal)	2/cs.	<b>B9990801</b>
<b>Cups</b>		
20 mL, filled to 10 mL	180/cs.	<b>B9990802</b>
120 mL, filled to 60 mL	125/cs.	<b>B9990803</b>

**Thermo Scientific™ Shandon™ Mucollex™**



- Ready-to-use mucoliquefying preservative
- Liquefies (with agitation) mucoid cytology specimens
- Maintains cellular detail
- Short-term preservation of specimens

Description	Qty.	Order Number
<b>Bottle</b>		
500 mL (0.13 gal)	4/cs.	<b>9990370</b>
4 L (1.06 gal)	ea.	<b>9990371</b>
<b>Cups</b>		
120 mL, filled to 60 mL	50/cs.	<b>9990375</b>

## Thermo Scientific Shandon Cell Preparation Systems

Cell preparation system designed for cytology applications



### Thermo Scientific Shandon Octospot

Thermo Scientific™ Shandon™ Octospot™ is a cell preparation system used in conjunction with the Thermo Scientific Cytospin for studies involving small volume samples.

- Cyto-centrifuge cells from 8-well microliter strips directly onto a microscope slide (96 spots per spin); turn eight slides into one
- Incorporates an 8-well strip, an 8-well slide, a holding block and a filter card assembled in a standard Thermo Scientific Cytoclip
- Solvent-resistant slides retain separate reagents in individual wells to prevent cross-contamination

Description	Qty.	Order Number
Thick filter cards	100/pk.	1001641
Thin filter cards	200/pk.	1001649
8-well strips	12 strips/ rack x 5	1001643
8-well strips, loose	60/bag	1001642
Solvent-resistant slides, 8 spots	100/box	1001645
EZ-Write slides, 8 spots	100/box	1001646
Coverglass, 22 x 70 mm, #1.0 thickness	1 oz/pk. x 10	1001624
Holding block	ea.	1001644
Slide rack lids	50/pk.	1001647

## Thermo Scientific Shandon™ Cytoblock™ Cell Block Preparation System

Thermo Scientific™ Shandon™ Cytoblock™ Cell Block Preparation System is used in conjunction with the Thermo Scientific Cytospin and facilitates processing of FNA's, tissue fragments and cell buttons.

- Increases ability to process scanty or unseen material for cell block and reduces loss of critical material
- Suitable for immunohistochemical techniques
- Replaces time-consuming, costly agar and thrombin techniques
- Requires phosphate-free fixative on processor, such as Thermo Scientific™ Zinc Formal-Fix™, Formal-Fix or Thermo Scientific™ Glyo-Fix™ (formalin substitute) fixatives; or manually fix and bypass phosphate-buffered formalin fixation steps on processor
- Processes 50 specimens and includes 50 Cytoblock cassettes with inserts, 1 bottle of Setting Reagent and 1 bottle of Gelling Reagent

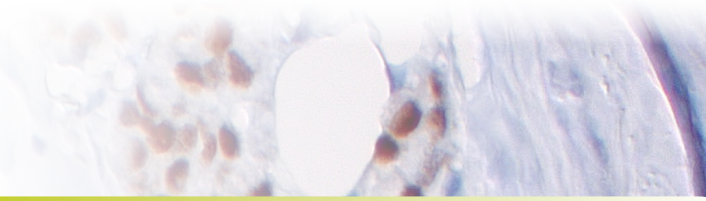


Description	Order Number
Cytoblock Cell Block Kit	7401150
Replacement reagents, 11 mL ea.	7401151

## Thermo Scientific Immunohistochemistry Solutions you can depend on

In an industry where seemingly small decisions can have huge implications and the quality of your diagnosis is critical, it is good to know that Thermo Fisher Scientific has a range of fast, accurate and cost effective solutions which are trusted throughout the Immunohistochemistry (IHC) field.

Formerly known as Labvision, and now integrated into the Thermo Scientific portfolio, our IHC range of solutions combines the knowledge and experience of one of the best known names in the IHC field, with the backing and support of the world leader in serving science.



### **Pathologists – Enhance your ability to do what is best for the patient**

Standardized and precise antigen retrieval, combined with proven and reliable staining units ensures your requested tests are stained according to your high quality standards.

### **Technicians – Gain the freedom to make better use of your time**


Robust, reliable automation of processes allows you to spend your time handling results rather than diagnosing instrumentation problems; while barcoding of slides and reagents simplifies the instrument loading and programming process. Leverage parallel processing of HIER and staining by using a single slide rack.

### **Lab Managers – Enjoy the capability to configure instrumentation according to your needs**

Standardization of processes via the Thermo Scientific™ PT Module™ and Thermo Scientific™ Autostainer™ ensure consistent, high-quality results. Three models allow for any instrument configuration to best accommodate average slide volumes and peaks throughout the day. The open platform enables you to take full advantage of flexible protocol design and consider economically attractive reagent packages.

### **Purchasing and Administration – Save money and save lives**

Get the best possible value for money by working directly with the manufacturer of both the instruments and reagents; and benefit from the simplicity of getting any solutions for the pathology laboratory from a single source.





## Thermo Scientific Autostainer 360, 480S, and 720

### The Industry Standard in IHC Automation

With a proven track record for consistency and reliability and more than 6,000 units placed, the Thermo Scientific™ Autostainer™ platform is the most widely-used IHC instrument in the world.

#### Features

- Dual barcoding ensures that each slide receives the correct reagent
- Open system allows the user to configure the reagents to meet their specific needs, while maintaining control of the costs
- Rapid turnaround time gets the specimens processed and your patients diagnosed faster
- Three models allow any combination for throughput and / or turnaround time

#### Thermo Scientific Autostainer 360

- This most compact variant is ideal for laboratories where speed and continuous workflow are imperative

#### Thermo Scientific Autostainer 480S

- Our 48-slide unit is now available to customers in the U.S.

#### Thermo Scientific Autostainer 720

- The Autostainer 720 handles up to 84 slides at once and is designed for large-batch applications.

#### Includes

Autostainer unit, slide racks (number varies per instrument), reagent rack for barcoded vials (number varies per instrument), PC Computer, 19" flat panel monitor, Zebra reagent and slide label barcode printers, universal power supply temporary backup, color ink jet printer, one wash buffer input and one DI water input, waste separation into hazardous and nonhazardous containers, waste/bulk fluid containers, four, ten-liter carboys, cleaning kit; brush and reagents for automated cleaning, buffer rinse squirt bottle for rinsing slides, misc. USB and power cords (all required cords included), electronic manual on CD.

#### Physical Specifications

##### Thermo Scientific Autostainer 360

Max. Capacity: 36 Slides, 40 reagent vials

Dimensions (D x W x H): 26.4 x 30 x 22.8" (67 x 76 x 58 cm) (not inc. PC and Printers)

Weight: 121 lbs / 55 kg

Power Requirements: 100-120 V or 220-240 V, 50/60 Hz; 2 A max. at 240 V



##### Thermo Scientific Autostainer 480S

Max. Capacity: 48 Slides; 49 reagents

Dimensions (D x W x H) 26.4" x 36" x 22.8" (67 x 91 x 58 cm) (not inc. PC and Printers)

Weight: 143 lbs / 65 kg

Power Requirements: 100 - 120V or 220 - 240V; 50/60Hz; 2A max. at 240V

##### Thermo Scientific Autostainer 720

Max. Capacity: 84 Slides, 40 reagent vials

Dimensions (D x W x H): 26.4 x 50.4 x 22.8" (67 x 128 x 58 cm) (not inc. PC and Printers)

Weight: 176 lbs / 80 kg

Power Requirements: 100-120 V or 220-240 V; 50/60 Hz; 2 A max. at 240 V

Description	Order Number
<b>Autostainer 360</b>	
110/120 V	A80500004A
220/240 V	A80500003
<b>Autostainer 480S</b>	
100/120V	A80500008A
220/220V	A80500007
<b>Autostainer 720</b>	
110/120 V	A80500010A
220/240 V	A80500009


## Thermo Scientific PT Module

### Consistently reproducible antigen retrieval

Standardization in any laboratory is crucial to obtaining high quality and consistent IHC staining. To standardize the manual steps associated with the pre-treatment of slides, we have the Thermo Scientific™ PT Module™.

#### Features

- Designed to simultaneously perform dewaxing and epitope recovery on slides prior to immunostaining
- Accommodates either four Autostainer slide racks or eight standard manual slide racks directly into the PT Module
- Integrated computer with touch screen for programming standardized pre-treatment programs
- The user can also modify the start/stop time and temperature settings to further optimize the results
- The PT Module has dual reaction baths so that two individual procedures, each with 24 slides, may be run independently
- Thermo Fisher Scientific's proprietary epitope recovery solutions provide for safe, solvent-free dewaxing and improved environmental conditions
- Delayed start option allows overnight processing so that the slides are ready and waiting when you start in the morning



#### Physical Specifications

Dimensions (D x W x H): 26.6 x 10.6 x 10.3" (65 x 27 x 26 cm) (not inc. PC)

Weight (empty): 33 lbs / 15 kg

Power Requirements: 100-120 V or 220-240 Vac, 50/60 Hz; 5 A max. at 240 V

#### Includes

Stainless steel buffer tank (2/pk.), buffer tank cover (2/pk.), serial cable, buffer kit, IVD letter, operator information pack, accessory pump kit, EMC statement.

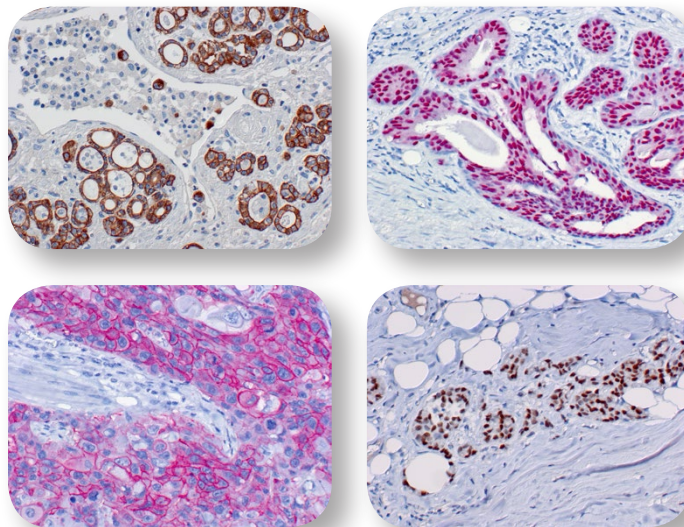
Description	Order Number
110/120 V	A80400012
220/240 V	A80400011

## Thermo Scientific UltraVision Quanto

Designed to meet the highest expectations in clinical pathology

Thermo Scientific™ UltraVision Quanto™ represents best-in-class polymeric labeling. Using innovative micropolymer technology, UltraVision Quanto provides speed and economy while achieving unique sensitivity and enhanced reactivity with challenging nuclear markers as well as excellent cytoplasmic and membrane labeling.

- Signal-to-noise characteristics include elimination of background reactivity associated with endogenous avidin and biotin while enhancing detection of antigens expressed at low levels
- The ultimate IHC detection system for high throughput, saving costs and enhancing sensitivity to achieve superior and consistent staining
- Amplifies the signal with both mouse and rabbit primary antibodies



Description	Qty.	Order Number
<b>UltraVision Quanto (HRP*)</b>		
Ultra-V-Block, Amplifier, HRP-Polymer	60 mL	<b>TL-060-QHL</b>
Ultra-V-Block, Amplifier, HRP-Polymer	125 mL	<b>TL-125-QHL</b>
<b>UltraVision Quanto (HRP DAB)</b>		
Ultra-V-Block, Amplifier, HRP-Polymer, DAB Substrate Chromogen	60 mL	<b>TL-060-QHD</b>
Ultra-V-Block, Amplifier, HRP-Polymer, DAB Substrate Chromogen	125 mL	<b>TL-125-QHD</b>
<b>UltraVision Quanto (AP**)</b>		
Ultra-V-Block, Amplifier, AP-Polymer	60 mL	<b>TL-060-QAL</b>
Ultra-V-Block, Amplifier, AP-Polymer	125 mL	<b>TL-125-QAL</b>

\* HRP - Horse Radish Peroxidase; \*\* AP - Alkaline Phosphatase

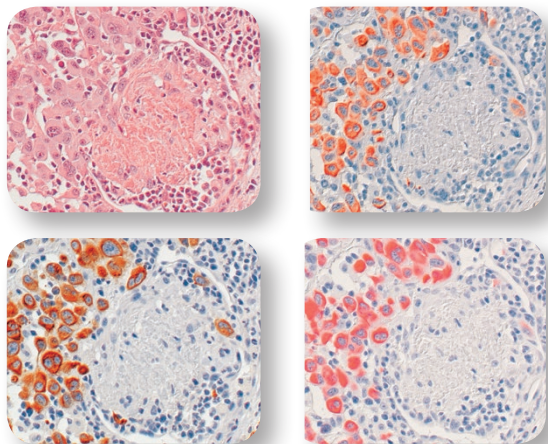
### Thermo Scientific Chromogens

- Strong staining contrast for brilliant results
- Chromogens combine ease of use with crisp and clear staining for maximum contrast

Description	Qty.	Order Number
<b>AEC (ready to use)</b>		
Dark red, for UV-Quanto HRP, to be coverslipped with aqueous mounting medium	60 mL	<b>TA-060-SA</b>
Dark red, for UV-Quanto HRP, to be coverslipped with aqueous mounting medium	125 mL	<b>TA-125-SA</b>
<b>DAB Quanto (2 components)</b>		
Brown, for UV-Quanto HRP, can be coverslipped by using organic solvents	60 mL	<b>TA-060-QHDX</b>
Brown, for UV-Quanto HRP, can be coverslipped by using organic solvents	125 mL	<b>TA-125-QHDX</b>
<b>LFR* (2 components)</b>		
Magenta red, for UV-Quanto AP, can be coverslipped by using organic solvents	60 mL	<b>TA-060-AL</b>
Magenta red, for UV-Quanto AP, can be coverslipped by using organic solvents	125 mL	<b>TA-125-AL</b>

\* LFR - Liquid Fast Red

## Thermo Scientific Rabbit Monoclonal Antibodies



Rabbit monoclonal antibodies combine the benefits of outstanding antigen detection in the rabbit immune system with the specificity and consistency of monoclonal antibodies, making them among the best antibodies around.

It is known that antibodies produced in rabbits have a greater affinity than antibodies taken from mice. New cloning technologies allow the production of highly specific antibodies from rabbits which have up to ten times greater affinity than comparable mouse antibodies.

At the same time, the rabbit immune system generates antibody diversity and optimizes the affinity of the antibodies generated using mechanisms which are considerably more efficient than in mice or other rodents. This means that many antigens which are not immunogen in mice or rats do trigger a response in rabbits.

Research has shown that rabbit monoclonal antibodies demonstrate higher levels of sensitivity in combination with lower unspecific dyes compared to comparable monoclonal mouse antibodies.

- Very high specificity and affinity
- Normally more dilutable than comparable monoclonal mouse antibodies
- Considerably improved detection of antigens in mice and rats
- Improved reproducibility, even with fluctuations in fixing and pretreatment, more reliable epitope detection
- Easier to establish dual colors

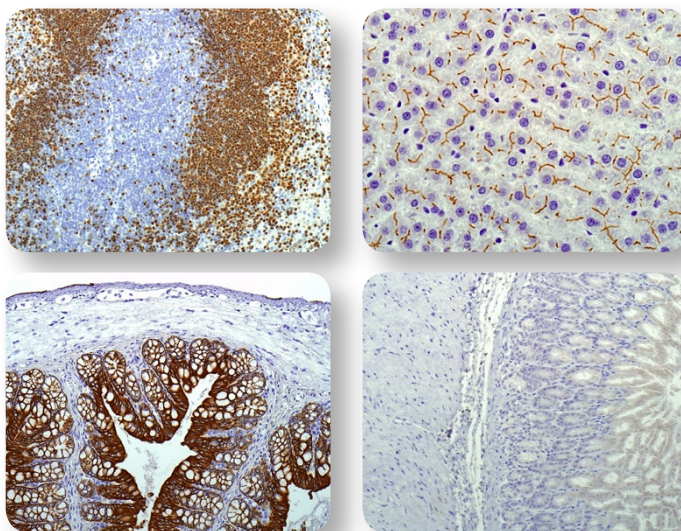
Description	Clone	Order #
E-Cadherin	EP700Y	RM-2100
Beta-catenin	E247	RM-2101
Calponin-1	E798Y	RM-2102
p53	Y5	RM-2103
PSA	EP1588Y	RM-2104
Cytokeratin 5	EP1601Y	RM-2106
Cytokeratin 8	EP1628Y	RM-2107
Cytokeratin 18	E431-1	RM-2108
CD3epsilon	EP449E	RM-2109
Epidermal Growth Factor Receptor	EP38Y	RM-2111
c-erbB2 / HER-2 / neu	EP1045Y	RM-2112
Cyclin D1	ERP2241	RM-2113
CDX2	EPR2764Y	RM-2116
PMS2	EPR3947	RM-2120
Napsin-A	EPR6252	RM-2121
CD7	EPR4242	RM-2122
GFAP	EP13	RM-2125
p120 Catenin	EP66	RM-2126
Estrogen Receptor	SP1	RM-9101
Progesterone Receptor	SP2	RM-9102
c-erbB-2 / HER-2 / neu	SP3	RM-9103
Cyclin D1 / Bcl-1	SP4	RM-9104
p53	SP5	RM-9105
Ki-67	SP6	RM-9106
CD3 (Early T Cell Marker)	SP7	RM-9107
ALK (Anaplastic Lymphoma Kinase)	SP8	RM-9108
Synaptophysin (Neuroendocrine Marker)	SP11	RM-9111
Chromogranin A	SP12	RM-9112
Calretinin	SP13	RM-9113
Placental Alk. Phosphatase (PLAP)	SP15	RM-9115
CD8	SP16	RM-9116
Calcitonin	SP17	RM-9117
CD79a / mb-1 (B-Cell Marker) [	SP18	RM-9118
CD5	SP19	RM-9119
Vimentin	SP20	RM-9120
COX2	SP21	RM-9121
CD23	SP23	RM-9123
Vascular Endothelial Growth Factor	SP28	RM-9128
p504S/ AMACR	13H4	RM-9130
Prostate Specific Membrane Antigen (PMSA)	SP29	RM-9131
DOG-1	SP31	RM-9132
Pax-5	SP34	RM-9133

# Thermo Scientific Mouse On Mouse HRP Detection System

**Improve staining, reduce background and minimize turnaround time**

Historically immunohistochemistry (IHC) staining with mouse antibodies on mouse tissue has been a challenge. The results were compromised by high levels of undesirable background or weak signal from interactions between the detection system and mouse tissues. The Thermo Scientific™ UltraVision Quanto™ Mouse on Mouse HRP Detection System eliminates these challenges, ensuring laboratories can produce optimal results routinely.

- **Strong Staining** - Antibodies are easier to optimize and interpret with the UltraVision Quanto Mouse on Mouse Detection System. The images compare optimized results with a mouse antibody on mouse colon with the UltraVision Quanto Mouse on Mouse Detection System and a competitive system.
- **Minimizing Background** - The UltraVision Quanto Mouse on Mouse Detection System significantly reduces the background seen with many other systems. The images compare the optimized negative controls (antibody diluent only) of the UltraVision Quanto Mouse on Mouse Detection System and a competitive system.
- **Simple Procedure** - The UltraVision Quanto Mouse on Mouse Detection System procedure is simple with only five detection system steps with ready to use reagents. Results are possible in under two hours, nearly half the time of competitive systems.



Description	Volume	Order Number
Quanto Mouse On Mouse	60 mL	TL-060-QHDM
DAB Quanto	60 mL	TA-060-QHDX
Antibody Diluent OP Quanto	125 mL	TA-125-ADQ

### Suggested Primary Antibodies

Mouse antibodies from any source are compatible with the UltraVision Quanto Mouse on Mouse Detection System. Below are a few antibodies and suggested protocols that you may find useful for your research.

Antibody	Clone	Cat. #	Antigen Retrieval	Recommended Dilution	Incubation Time
CD4	4B12	MS-1528	Citrate 20 minutes 98c	1:10	30 min
CD79a	JCB117	MS-1171	Citrate 20 minutes 98c	1:50	20 min
CD8	C8/144B	MS-457	Citrate 20 minutes 98c	1:50	20 min
Cdk1	A17.1.1	MS-110	Citrate 20 minutes 98c	1:50	20 min
Cdk2	2B6	MS-459	EDTA 20 minutes 98c	1:25	60 min
CK7	OV-TL 12/30	MS-1352	EDTA 20 minutes 98c	1:200	20 min
Cytochrome	7H8.2C12	MS-1192	Citrate 20 minutes 98c	1:200	20 min
Hepatocyte	OCH1E5	MS-1810	Citrate 20 minutes 98c	1:40	20 min
P300/CBP	NM11	MS-586	Citrate 20 minutes 98c	1:50	20 min
PCNA	PC10	MS-106	Citrate 20 minutes 98c	1:200	20 min
TFF1	8G7G3/1	MS-699	Citrate 20 minutes 98c	1:50	20 min
Villin	CWWB1	MS-1499	Citrate 20 minutes 98c	1:50	20 min

**To receive your complete Immunohistochemistry product catalog, call your local Thermo Fisher Scientific Sales Representative or Distributor, or visit our website at:**

<http://www.thermoscientific.com/en/products/immunohistochemistry.html>

## Thermo Scientific Trademarks

Angus-Ranieri	Gill
BarcodeWriter	Glyo-Fixx
Bio-Tite	Grosslab
Bond-Rite	Gross-Star
Cell-Fixx	HiPur
Chromaview	HistoGel
Clarifier	HistoScreen
Clear-Rite 3	HistoStar
ClearVue	Hyperclean
ColorFrost	Ice-It
ColorFrost Plus	Immu-Mount
ColorMark	Kwik-Diff
Consul	Labwriter
Consul-Mount	Linistat
Cryochrome	Mark-It
CryoMatrix	Microm
CryoStar	Mucolexx
Cryotome	Mx35 Premier
Cytoclip	Neg-50
Cytocool	Nu-Clear
Cytofunnel	Para Trimmer
CytoRich	Parapel
CytoRich Red	Para-Release
Cytoseal	Peel-A-Way
Cytoslides	Pen-Fix
Cytospin	Polysine
Cyto-Stain	PrintMate
DynaSharp	Rapid-Chrome
Edge-Rite	Rapid-Fixx
Excell	Resolve
Excelsior	Richard-Allan Scientific
EZ Double Cytofunnel	Secureline
EZ Megafunnel	Shandon
EZ Single Cytofunnel	Signature Series
EZ-Mount	SlideMate
Finesse	STS (Specimen Transport System)
Fix-Rite	Super Mega
Flex	Super Up-Rite
Formal-Fixx	Superfrost

Suresorb  
 TBD-1  
 TBD-2  
 Thermo Scientific  
 TissueLoc  
 TissueWave  
 Varistain  
 WonderBlock  
 Zinc Formal-Fixx

## Other Trademarks

Access ..... Microsoft Corp.  
 ASTM ..... American Society for Testing  
 and Materials  
 Carbowax ..... Union Carbide  
 DRS ..... Sakura Finetek  
 Excel ..... Microsoft Corp.  
 Leica ..... Leica Technology  
 Lexan ..... General Electric Co.  
 Microsette ..... Simport Plastics Ltd.  
 Microsoft ..... Microsoft Corp.  
 NIST ..... National Institute of Standards  
 and Technology  
 Octospot ..... Bath Analytical In.  
 PARA/Gard .... Triangle Biomedical Services  
 PolarHeat ..... Energy Beam Sciences  
 Sakura ..... Sakura Finetek  
 Styrofoam ..... Dow Chemical  
 Uni-Capsette ..... BIO PLAS Inc.  
 Velcro ..... Velcro USA Inc.  
 Vytac ..... Cartier Chemical Ltd.





## USA Headquarters

4481 Campus Drive  
Kalamazoo, MI 49008

Telephone Direct: 269-544-5600

Toll-free: 800-522-7270

Fax: 269-372-2674

Email: [sales.ap.usa@thermofisher.com](mailto:sales.ap.usa@thermofisher.com)

[www.thermoscientific.com/pathology](http://www.thermoscientific.com/pathology)

© 2014 Thermo Fisher Scientific Inc. All rights reserved. All trademarks are the property of Thermo Fisher Scientific and its subsidiaries.

**Anatomical Pathology**

4481 Campus Drive  
Kalamazoo, MI 49008  
UNITED STATES

+1 (800) 522-7270

**Thermo**  
SCIENTIFIC

A Thermo Fisher Scientific Brand